

**Государственное бюджетное профессиональное
образовательное учреждение Иркутской области
«Профессиональный колледж г. Железногорска-Илимского»**

**Методические указания по выполнению практических работ
по дисциплине ОУД.03 Иностранный язык
по специальности 13.02.11 Техническая эксплуатация и обслуживание
электрического и электромеханического оборудования (горной отрасли)**

Одобрено методической комиссией
общеобразовательного цикла
Председатель комиссии
_____ /Сорокина О.И./

Утверждаю
Заместитель директора по УМР
_____ /Кузнецова О.В./

Автор: Гончарова З.В., преподаватель.

Методические указания для студентов по выполнению практических работ по дисциплине ОУД.03 Иностранный язык по специальности 13.02.11 Техническая эксплуатация и обслуживание электрического и электромеханического оборудования (горной отрасли).

Содержание

1.	Пояснительная записка.....	4
2.	Тематический план.....	5
3.	Практические работы.....	6
	Практическая работа №1.....	6
	Практическая работа №2.....	9
	Практическая работа №3.....	12
	Практическая работа №4.....	17
	Практическая работа №5.....	22
	Практическая работа №6.....	24
	Практическая работа №7.....	25
	Практическая работа №8.....	28
	Практическая работа №9.....	30
	Практическая работа №10.....	32
	Практическая работа №11.....	35
	Практическая работа №12.....	37
	Практическая работа №13.....	38
	Практическая работа №14.....	41
	Практическая работа №15.....	44
	Практическая работа №16.....	46
	Практическая работа №17.....	48
	Практическая работа №18.....	50
	Практическая работа №19.....	52
	Практическая работа №20.....	55
	Практическая работа №21.....	57
	Практическая работа №22.....	59
	Практическая работа №23.....	61
	Практическая работа №24.....	62
	Практическая работа №25.....	64
	Практическая работа №26.....	66
	Практическая работа №27.....	67
	Практическая работа №28.....	69
	Практическая работа №29.....	71
	Практическая работа №30.....	72
	Практическая работа №31.....	74
	Практическая работа №32.....	77
	Практическая работа №33.....	79
	Практическая работа №34.....	81
4.	Информационное обеспечение.....	82

1. Пояснительная записка

Методические указания для студентов по выполнению практических работ по дисциплине ОУД 03. Иностранный язык разработаны на основе федерального государственного образовательного стандарта среднего общего образования, федерального государственного образовательного стандарта среднего профессионального образования по специальности 13.02.11 Техническая эксплуатация и обслуживание электрического и электромеханического оборудования (горной отрасли).

Ведущей дидактической целью практических работ является формирование практических умений, необходимых в последующей учебной деятельности по общепрофессиональным и специальным дисциплинам

В учебном процессе практическая работа студентов является неотъемлемой составляющей частью рабочей программы по английскому языку.

Целью практической работы является систематизация полученных теоретических знаний, активизация учебно-познавательной деятельности, формирование самостоятельности мышления, обеспечение более глубокого и прочного усвоения полученных знаний студентами программного материала по английскому языку. Выполнение практической работы способствует привитию умений и навыков работы с учебной литературой; аутентичных текстов, формированию лексических и грамматических навыков чтения и говорения с различными стратегическими целями; развитию мышления и речевых навыков; обогащению словарного запаса студентов; к выполнению самостоятельных и контрольных работ.

Выполнение практической работы находится под постоянным контролем преподавателя и осуществляется следующими способами: выполнение письменных грамматических и лексических тестов, письменных тренировочных упражнений, срезы знаний, работа с текстами (чтение, перевод, извлечение основной информации по тексту).

Оценка за выполнение практических работ выставляется по пятибалльной системе и учитывается как показатель текущей успеваемости студента. Если работа выполнена неудовлетворительно, то должна быть произведена работа над ошибками по каждому заданию.

Количество часов на выполнение практических работ – 68.

2. Тематический план

№ п/п	Тема практической работы	Количество часов
1	Основные звуки английского языка	2
2	Приветствие, прощание. Представление себя и других людей в официальной и неофициальной обстановке	2
3	Отношения поколений в семье	2
4	Описание внешности и характера человека	2
5	Рабочий день	2
6	Досуг. Хобби	2
7	Активный и пассивный отдых	2
8	Особенности проживания в городе. Инфраструктура. Как спросить и указать дорогу	2
9	Описание здания, интерьера. Описание колледжа (здание, обстановка, условия жизни, техника, оборудование). Описание кабинета иностранного языка	2
10	Виды магазинов. Ассортимент товаров	2
11	Совершение покупок в продуктовом магазине	2
12	Совершение покупок в магазине одежды/обуви	2
13	Контрольная работа по темам 1.1-1.4	2
14	Физическая культура и спорт. Здоровый образ жизни	2
15	Еда полезная и вредная	2
16	Почему и как люди путешествуют	2
17	Путешествие на поезде, самолете	2
18	Великобритания (географическое положение, климат, население; национальные символы; политическое и экономическое устройство, традиции)	2
19	США (географическое положение, климат, население; национальные символы; политическое и экономическое устройство, традиции)	2
20	Великобритания и США (крупные города, достопримечательности)	2
21	Россия. Географическое положение, климат, население.	2
22	Национальные символы. Политическое и экономическое устройство	2
23	Москва – столица России. Достопримечательности Москвы	2
24	Традиции народов России. Контрольная работа по темам 1.6-1.8	2
25	Основные понятия профессии электрика. Особенности подготовки по специальности	2
26	Специфика работы и основные принципы деятельности электрика	2
27	Машины и механизмы	2
28	Промышленное оборудование	2
29	Работа на производстве	2
30	Чемпионат профессионального мастерства «Профессионалы»	2
31	Достижения науки	2
32	Современные информационные технологии. ИКТ в профессиональной деятельности	2
33	Известные ученые и их открытия в России	2
34	Известные ученые и их открытия за рубежом	2
Всего		68

Практическая работа №1

Тема: Основные звуки английского языка.

Цель: развивать навыки чтения и произношения.

Оборудование: раздаточный материал, словари

Теоретические сведения

Знаки английской транскрипции

Согласные фонемы

[f] – five	[v] – very
[θ] – thick	[ð] – this
[s] – so	[z] – zoo
[ʃ] – ship	[ʒ] – pleasure
[h] – horse	[p] – park
[b] – book	[t] – tea
[d] – do	[k] – key
[g] – gas	[tʃ] – chin
[dʒ] – Jim	[m] – mother
[n] – no	[ŋ] – long
[l] – less	[r] – river
[j] – yellow	[w] – white

Гласные фонемы – монофтонги

[i:] – eat	[ɪ] – it
[e] – pen	[æ] – bad
[ɑ:] – art	[ɒ] – box
[ə] – paper	[ʌ] – cup
[ʊ] – cook	[u:] – school
[ɜ:] – girl	[ɔ:] – all

Гласные фонемы – дифтонги

[aɪ] – like	[aʊ] – house
[ɔɪ] – boy	[eɪ] – lake
[eə] – air	[ʊə] – poor
[əʊ] – home	[ɪə] – ear

Порядок выполнения работы

1. Прочитайте следующие слова, отрабатывая звучание долгих и кратких гласных:

[i:] – we [wi:] мы, he [hi:] он, she [ʃi:] она, eat [i:t] питаться, seat [si:t] место для сиденья, be [bi:] быть, see [si:] видеть, three [θri:] три, people [pi:pl] люди, peace [pi:s] мир, free [fri:] свободный, teach [ti:tʃ] обучать, speak [spi:k] говорить, queen [kwi:n] королева.

[ɪ] – it [ɪt] оно, это, this [ðɪs] этот, sit [sɪt] сидеть, if [ɪf] если, live [lɪv] жить, begin [bɪ'ɡɪn] начинать, invest [ɪn'vest] вкладывать (капитал), Britain

[ˈbrɪt(ə)n] Британия, English [ˈɪŋɡlɪʃ] английский язык, different [dɪfr(ə)nt] различный, king [kɪŋ] король.

[e] – men [men] люди, when [wen] когда, end [end] конец, health [helθ] здоровье, guest [gest] гость, ten [ten] десять, Wednesday [ˈwenzdɪ] среда, spend [spend] проводить, every [ˈevri] каждый.

[æ] – man [mæn] человек, can [kæn] мочь, map [mæp] карта, land [lænd] земля, that [ðæt] тот, travel [ˈtrævəl] путешествие, Saturday [ˈsætədi] суббота, manners [ˈmænəz] (хорошие) манеры.

[ɑ:] – car [kɑ:] автомобиль, far [fɑ:] далеко, France [frɑ:ns] Франция, chance [tʃɑ:ns] шанс, father [ˈfɑ:ðə] отец, after [ˈɑ:ftə] после.

[ʌ] – one [wʌn] один, but [bʌt] но, must [mʌst] должен, London [ˈlʌndən] Лондон, come [kʌm] приходить, mother [ˈmʌðə] мать, above [əˈbʌv] выше, Sunday [ˈsʌndɪ] воскресенье, Monday [ˈmʌndɪ] понедельник, some [sʌm] некоторые, country [ˈkʌntri] страна.

[ɔ:] – sport [spɔ:t] спорт, or [ɔ:] или, daughter [ˈdɔ:tə] дочь, four [fɔ:] четыре, for [fɔ:] для, horse [hɔ:s] лошадь, before [bəˈfɔ:] перед, all [ɔ:l] все, formal [ˈfɔ:ml] официальный, North [nɔ:θ] север.

[ɒ] – spot [spɒt] пятно, from [frɒm] из, от, was [wɒz] был, sorry [sɒri] сожалеющий, hot [hɒt] горячий, shock [ʃɒk] шок, what [wɒt] что, clock [klɒk] часы, watch [wɒtʃ] часы, Scotland [ˈskɒtlənd] Шотландия.

[u:] – you [ju:] ты, do делать [du:], too [tu:] также, two [tu:] два, group [gru:p] группа, who [hu:] кто, soon [su:] скоро, choose [tʃu:z] выбирать, Tuesday [ˈtju:zdi] вторник, school [sku:l] школа.

[u] – full [ful] полный, put [put] класть, good [gud] хорошо, push [puʃ] толкать, pull [pul] тянуть, book [buk] книга, look [luk] смотреть, foot [fut] нога.

[ə:] – girl [gɜ:l] девочка, work [wɜ:k] работа, world [wɜ:ld] мир, term [tɜ:m] семестр, learn [lɜ:n] изучать, Thursday [ˈθɜ:zdi] четверг, earth [ɜ:θ] земля, Sir [sɜ:] сэръ.

[ə] – sister [ˈsɪstə] сестра, teacher [ˈti:tʃə] учитель, Russia [ˈrʌʃə] Россия, attend [əˈtend] посещать, surprise [səˈpraɪz] удивляться, сюрприз, America [əˈmerɪkə] Америка, England [ˈɪŋɡlənd] Англия, kingdom [kɪŋdəm] королевство.

2. Прочитайте слова, отработывая звучание дифтонгов (двугласных), которые представляют собой как бы два слитно произнесенных гласных с ударением на первом элементе:

[eɪ] – they [ðeɪ] они, way [weɪ] путь, дорога, способ, day [deɪ] день, name [neɪm] имя, называть, stage [steɪdʒ] стадия, сцена, face [feɪs] лицо, aim [eɪm] цель, paper [ˈpeɪpə] бумага, газета, stay [steɪ] оставаться, say [seɪ] говорить, сказать, same [seɪm] тот же самый, Wales [weɪlz] Уэльс, great [greɪt] большой, огромный.

[aɪ] – I [aɪ] я, my [maɪ] мой, myself [maɪˈself] сам, eye [aɪ] глаз, guide [gaɪd] гид, проводник, die [daɪ] умирать, Friday [ˈfraɪdi] пятница, child [tʃaɪld] ребенок, why [waɪ] почему, primary [ˈpraɪməri] первостепенный, начальный, private [praɪvɪt] частный.

[аu] – now [naʊ] сейчас, how [haʊ] как, out [aʊt] вне, из, about [ə'baʊt] около, down [daʊn] вниз, house [haʊs] дом, ground [graʊnd] земля, town [taʊn] город, South [sauθ] Юг.

[ɔɪ] – boy [bɔɪ] мальчик, oil [ɔɪl] масло, toilet [tɔɪlɪt] туалет, choice [tʃɔɪs] выбор, join [dʒɔɪn] соединять(ся), employ [ɪm'plɔɪ] нанимать на работу, использовать.

[əʊ] – no [əʊ] нет, home [həʊm] дом, know [nəʊ] знать, cold [kəʊld] холодный, road [rəʊd] дорога, low [ləʊ] низкий, only ['əʊnli] только, nobody ['nəʊbɒdi] никто.

[ɪə] – ear [ɪə] ухо, near [niə] близко, clear [kliə] ясный, чистый, theatre ['θiətə] театр, real [riəl] реальный, ideal [aɪ'diəl] идеальный, zero ['ziərəʊ] ноль.

[ɛə] – air [ɛə] воздух, chair [tʃɛə] стул, there [ðɛə] там, their [ðɛə] их, where [wɛə] где, куда, parents ['pɛərənts] родители.

[uə] – tour [tuə] тур, путешествие, sure [ʃuə] уверенный, poor [puə] бедный, pure [pjʊə] чистый, cure [kjʊə] лечение, лекарство, during ['duəriŋ] во время, mutual ['mju:tʃuəl] взаимный, usual ['ju:zuəl] обычный, plural ['pluərəl] множественный.

3. Прочитайте слова, отрабатывая звучание трифтонгов, т.е. сочетаний дифтонгов с нейтральной гласной фонемой [ə]:

[eɪə] – player [pleɪə] игрок, layer [leɪə] слой, пласт, prayer [preɪə] проситель, молящийся.

[aɪə] – fire [faɪə] огонь, iron [aɪən] железо, утюг, society [sə'saɪəti] общество, dialogue ['daɪələʒ] диалог, shire [ʃaɪə] графство, higher [haɪə] выше, via [vaɪə] через, Ireland ['aɪələnd] Ирландия, science ['saɪəns] наука, variety [və'raɪəti] разнообразие.

[aʊə] – our [aʊə] наш, hour [aʊə] час, flower [flaʊə] цветок, tower [taʊə] башня, towel [taʊəl] полотенце, shower [ʃaʊə] душ, nowadays [naʊədeɪz] сейчас, сегодня, power [paʊə] сила, власть.

[əʊə] – slower [sləʊə] медленнее, ower [əʊə] должник, goer [gəʊə] ходок, follower ['fɒləʊə] последователь, поклонник.

[ɔɪə] – employer [ɪm'plɔɪə] работодатель, royal [rɔɪəl] королевский, goalist ['rɔɪəlɪst] роялист, destroyer [dɪ'strɔɪə] разрушитель.

4. Найдите соответствия между словами и их транскрипцией.

- | | |
|-----------|------------------|
| 1) answer | a) [bred] |
| 2) ask | b) [ˈkɒfi] |
| 3) before | c) [ˈkwɛstʃən] |
| 4) bread | d) [dʒæm] |
| 5) butter | e) [ˈfɔ:tɪ] |
| 6) class | f) [ˈɑ:nsə] |
| 7) coffee | g) [ˌʌndeˈstænd] |
| 8) forty | h) [pʊt] |
| 9) jam | i) [ɑ:sk] |

- | | |
|----------------|-------------|
| 10) put | j) [br`fɔ:] |
| 11) question | k) [ˈbʌtə] |
| 12) understand | l) [kla:s] |

5. Прочитайте слова по транскрипции.

[ə`freid]	[weɪt]	[ˈmɪdnɑɪt]	[ˈdɒktə]	[ˈtɪ:tʃə]
[ˈkwaɪət]	[tri:t]	[br`li:v]	[ˈmʌðə]	[ˈwɜ:kə]
[rɪˈlɪdʒəs]	[sæk]	[hʌg]	[ˈpaɪlət]	[ˈpju:pl]
[ɪ:tʃ]	[wɪtʃ]	[ˈmʌni]	[peərənts]	[ˈdɔ:tə]
[læmp]	[wɪʃ]	[ˈfaɪəpleɪs]	[ˈdraɪvə]	[ɑ:nt]

Контрольные вопросы

1. Сколько типов слогов существует в английском языке?
2. От чего зависит произношение гласных в английском языке?
3. Перечислите согласные звуки английского языка, не встречающиеся в русском языке.
4. Что представляет собой транскрипция и для чего она нужна?

Практическая работа №2

Тема: Приветствие, прощание. Представление себя и других людей в официальной и неофициальной обстановке.

Цель: систематизировать знания по употреблению глагола to be в настоящем времени; развивать умение представить себя и другого человека в официальной и неофициальной обстановке.

Оборудование: раздаточный материал, словари

Теоретические сведения

Формы глагола to be в настоящем времени:

I **am**

He

She **is**

It

We

You **are**

They

Порядок выполнения работы

1. Определите типы ударных слогов в данных словах:

short, slim, strong, thin, brave, humble, hurt, oval, person, share, Germany, cure, reflect, educated, exist, notice, rare, polite, born.

2. Вставьте подходящую форму глагола to be.

My name (1) _____ Brenda Foster. I (2) _____ on the left in the picture. I (3) _____ ten years old and I (4) _____ in the fifth form. My birthday (5) _____ on the first of January. I (6) _____ from Santa Monica, California, USA. I (7) _____ American. My phone number (8) _____ 235-456-789. I live at 16 Park Street. My post code (9) _____ LA 30 SM. I've got a sister and a brother. Their names (10) _____ Gina and Paul. Gina (11) _____ 16 years old and Paul (12) _____ only three. I've also got a dog. His name (13) _____ Spot. He (14) _____ on the right in the picture. My Mum (15) _____ a doctor. She works at a hospital. My Dad (16) _____ a driver. He works in Los Angeles. We (17) _____ all friendly in our family.

3. Запишите новые слова и фразы:

Формы приветствий (Greetings)	
How do you do?	Здравствуйте. Ответ тот же самый – Howd'youdo?
Hallo! Hello! Hullo!	Привет! Здравствуй! (менее официально). Ответ тот же самый – Hallo!
Hallo, old chap! Glad to meet you.	Привет, старина! Рад тебя видеть.
Good morning! Morning!	Доброе утро!
Morning, sir!	Доброе утро, сэр!
Good afternoon!	Добрый день!
Good afternoon, Madame!	Добрый день, мадам!
Good evening! Evening!	Добрый вечер!
Good evening, ladies and gentlemen!	Добрый вечер, дамы и господа!
Продолжение приветствий	
You are welcome! Welcome!	Добро пожаловать!
Welcome, dear guests!	Добро пожаловать, дорогие гости!
We are pleased to welcome you in our ...	Мы рады приветствовать вас в нашем ...
I am pleased to meet you. Pleased to meet you. I am glad to meet you. Glad to meet you.	Рад встретиться (познакомиться) с вами!
Glad to see you!	Рад вас видеть!
Happy to see you!	Счастлив вас видеть!

I'm also very glad to see you.	Я тоже очень рад вас видеть.
So am I.	Я тоже (рад)
Знакомство (Meeting)	
Let me introduce myself. Allow me to introduce myself.	Позвольте представиться.
I'd like to introduce you to...	Я хотел бы представить вас ... (кому-то)
Meet my friend, Mr. Smith!	Познакомьтесь с моим другом, мистером Смитом.
Allow me to introduce Mr/Mrs/Miss...	Позвольте представить вам мистера/миссис/мисс ...
Ответ на представление	
This is a pleasure, Mr/Mrs ...	Очень приятно, мистер/миссис ...
Pleased to meet you.	Очень приятно с вами познакомиться.
Glad to meet you. Nice to meet you.	Рад (рада) с вами познакомиться.
We've met before.	Мы уже знакомы. Мы уже встречались.
We've already been introduced.	Мы уже познакомились.
Could I have seen you somewhere?	Мог ли я вас где-то видеть? (Где-то я вас видел).
I have a feeling we've met before.	По-моему, мы уже встречались.
Your face seems familiar to me.	Ваше лицо кажется мне знакомым.
Прощание (Saying Good-Bye)	
Good-bye!	До свидания! (менее официально)
Bye-bye!	До свидания! (среди друзей)
So long!	Пока!
Farewell!	Прощай! Прощайте!
See you soon.	До скорой встречи.
See you tomorrow.	До завтра!
See you on Sunday.	До воскресенья!
See you tonight.	До вечера!
See you in summer.	До встречи летом!
See you at the office.	До встречи в офисе!
See you later.	Мы еще увидимся.
I hope to meet you again. Hope to meet you again.	Я надеюсь с вами встретиться опять. Надеюсь с вами встретиться опять.

Good luck to you!	Желаю вам удачи.
Same to you!	И вам так же.
Drop in any time you like.	Заходите, когда угодно.
Remember to telephone us.	Звоните нам.
When can we expect you?	Когда вас можно ждать?
Bring your friend along with you.	Приводите с собой вашего друга.
My love to your friend. Best regards to your friend.	Передавайте привет вашему другу.
Have a nice trip!	Удачной поездки!
Happy journey!	Счастливого пути!

4. Составьте диалог по теме практической работы с использованием новых фраз.

Контрольные вопросы

1. Каково значение глагола to be?
2. От чего зависят его формы в настоящем времени?
3. Перечислите неофициальные формы приветствия и прощания.
4. Перечислите официальные формы приветствия и прощания.
5. Назовите фразы, с помощью которых можно представить людей друг другу.

Практическая работа №3

Тема: Отношения поколений в семье.

Цель: систематизировать знания по употреблению глагола to be в прошедшем и будущем временах; расширить лексический запас по теме «Моя семья».

Оборудование: раздаточный материал, словари.

Теоретические сведения

Формы глагола to be в прошедшем времени:

I
He **was**
She
It

We
You **were**
They

Формы глагола to be в будущем времени:

I
 He
 She
 It **will be**
 We
 You
 They

Семья и родственники

Русское название	English name	Транскрипция
семья	family	['fæməli]
родственник	relative, relation	['relətɪv] [rɪ 'leɪʃən]
родители	parents	['peərənts]
мать (мама)	mother (mom, mum)	['mʌðəməm] [mʌm]
отец (папа)	father (dad, daddy, papa, pa)	['fɑ:ðə [dæd] ['dædi] [pə 'pɑ:] [pɑ:]
жена	wife	[waɪf]
муж	husband	['hʌzbənd]
ребенок, дети	child, children	[tʃaɪld] ['tʃɪldrən]
дочь	daughter	['dɔ:tə]
сын	son	[sʌn]
сестра	sister	['sɪstə]
брат	brother	['brʌðə]
близнецы, двойняшки	twins	[twɪnz]
брат-близнец	twinbrother	[twɪn 'brʌðə]
сестра-близнец	twinsister	[twɪn 'sɪstə]
бабушка и дедушка	grandparents	['grænpɛərənts]
бабушка	grandmother (grandma, granny)	['græn ,mʌðə 'grænmɑ:] ['græni]
дедушка	grandfather (grandpa, granddad)	['grænfɑ:ðə 'grænpɑ:] ['grændæd]

внуки	grandchildren	['græntʃɪldrən]
прабабушка	great-grandmother	['greɪt 'græn ,mʌðə]
прадедушка	great-grandfather	['greɪt 'grænd ,fɑːðə]
прабабушка и прадедушка	great-grandparents	['greɪt 'grænpɛərənts]
правнуки	great-grandchildren	['greɪt 'græntʃɪldrən]
тётя	aunt	[ɑːnt]
дядя	uncle	['ʌŋkəl]
крестный (отец)	godfather	['gɒdfɑːðə]
крестная (мать)	godmother	['gɒdmʌðə]
отчим, приемный отец	stepfather	['stepfɑːðə]
мачеха, приемная мать	stepmother	['stepmʌðə]
сводный брат	stepbrother	['step ,brʌðə]
сводная сестра	stepsister	['stepsɪstə]
брат по одному из родителей	half-brother	['hɑːf ,brʌðə]
сестра по одному из родителей	half-sister	['hɑːfsɪstə]
приемный, усыновленный сын	adoptedson	[ə'dɒptɪdʌn]
приемная, удочеренная дочь	adopteddaughter	[ə'dɒptɪd 'dɔːtə]
племянница	niece	[niːs]
племянник	nephew	['nevjuː]
двоюродный брат	cousin (male)	['kʌzənmeɪl]
двоюродная сестра	cousin (female)	['kʌzən 'fiːmeɪl]
родня со стороны мужа или жены	in-laws	['ɪnlɔːz]
свекровь, теща	mother-in-law (husband's)	['mʌðərɪn ,lɔː 'həzbændz]

	mother)	'mʌðə]
свёкор, тесть	father-in-law (husband's father)	['fɑ:ðərɪn,lɔ: 'həzbəndz 'fɑ:ðə]
невестка, сноха	daughter-in-law	['dɔ:tərɪn,lɔ:]
зять	son-in-law	['sʌnɪn,lɔ:]
холостой, неженатый, незамужняя	single	['sɪŋɡəl]
женатый, замужняя	married	['mæɪɪd]
брак	marriage	['mæɪɪdʒ]
развод	divorce	[dɪ'vɔ:s]
разведенный	divorced	[dɪ'vɔ:st]
бывший муж	ex-husband	['eks 'hʌzbənd]
бывшая жена	ex-wife	['ekswaɪf]
вдова	widow	['wɪdəʊ]
вдовец	widower	['wɪdəʊə]

Порядок выполнения работы

1. Вставьте подходящую форму глагола to be.

1. The students ... in the Russian Museum.
2. Last month they ... in the Hermitage. There ... an interesting exhibition there.
3. In two weeks they ... in the Tretyakov Art Gallery. They ... lucky.
4. My father ... a teacher.
5. He ... a pupil twenty years ago.
6. I ... a doctor when i grow up.
7. My sister ... not ... at home tomorrow.
8. ... you ... at home tomorrow?
9. ... your father at work yesterday?

2. Подберите правильный вариант ответа

1. Olga is your mother's mother. Olga is your...
a) mother b) aunt c) granny d) sister
2. Max is your uncle's son. He is your...
a) nephew b) cousin c) twin d) grandson
3. Sarah is your grandma's only daughter. Sarah is your...

- a) mother b) aunt c) granny d) sister
4. Nikita is your mother's son. He is your...
- a) nephew b) dad c) brother d) grandson
5. Mary is your uncle's wife. She is your...
- b) mother b) aunt c) granny d) sister

3. Вставьте подходящие названия родственников на английском.

1. Nick is your mother's husband. He is your ...
2. Alex is your brother's son. He is your ...
3. Your mother and father are your ...
4. Patrick is your father's brother. He is your ...
5. Sheena is your father's daughter. She is your ...

4. Заполните таблицу, используя следующие слова

Brother, children, aunt, grandfather, grandparents, grandmother, father, husband, mother, nephew, niece, son, wife, sister, uncle, grandson, aunt, granddaughter, parents, cousins, great-grandparents

MEN (мужчины)	WOMEN (женщины)	PLURAL (множественное число)

5. Прочитайте текст о семье и заполните таблицу.

He is John Shinder. He is from London, England. He is forty-two years old. He is a photographer. He is tall and slim. His eyes are brown and his hair is black. He is married. His wife is Alice Shinder. She is from Liverpool, England. She is a teacher. She is forty years old. She is not very tall and slim. Her eyes are blue and her hair is long and dark. Their children are Max and Kate. They are eleven years old. They are twins. John loves taking photos and Alice loves reading romantic books. They have got two lovely cats.

Husband	Wife
Full name:	Full name:
Age:	Age:
Country:	Country:
Hometown:	Hometown:
Job:	Job:
Eyes:	Eyes:
Hair:	Hair:
Hobby:	

6. Расскажите о своей семье.

Контрольные вопросы

1. Назовите формы глагола *to be* в прошедшем времени. От чего зависит выбор формы?
2. В чем особенность использования глагола *to be* в будущем времени?
3. Что обозначает приставка *great-* в обозначении членов семьи?
4. Что обозначают слова *-in-law* в обозначении членов семьи?

Практическая работа №4

Тема: Описание внешности и характера человека.

Цель: изучить значения и функции глаголов *to be, to have, to do*; закрепить умение применять данные глаголы для описания внешности человека.

Оборудование: раздаточный материал, словари.

Теоретические сведения

Глагол *to be* может быть:

1. *Смысловым* глаголом (иметь значение «быть», «находиться где-либо»).

He **was** at his friends' on Saturday. – Он был у своих друзей в субботу.

2. *Вспомогательным* глаголом. В этом случае глагол *to be* отдельного значения не имеет и на русский язык не переводится; употребляется для образования форм страдательного залога и форм длительного времени.

I **was invited** to my friends' birthday party. – Меня пригласили на день рождения моей подруги.

She **is watching** TV now. – Она сейчас смотрит телевизор.

3. *Глаголом-связкой*. В этом случае глагол *to be* является частью составного именного сказуемого.

He **is** a good sportsman. – Он хороший спортсмен.

4. *Модальным* глаголом. В этом случае глагол *to be* (должен, был должен) употребляется в сочетании с инфинитивом смыслового глагола с частицей *to* и означает необходимость совершения действия.

You **are** not to go. – Ты не должна уходить.

I **was** to see the doctor at 2 o'clock. – Я должен был пойти к врачу в два часа.

Глагол *to have* может быть:

1. *Смысловым* глаголом (иметь значение «иметь», «владеть»).

I **have** a sister. – У меня есть сестра.

2. *Вспомогательным* глаголом. В этом случае глагол *to have* отдельного значения не имеет и на русский язык не переводится; употребляется для образования перфектных форм.

I didn't know he **had left**. – Я не знал, что он ушел.

3. *Модальным* глаголом. В этом случае глагол *to have* (приходится, нужно) употребляется в сочетании с инфинитивом смыслового глагола с частицей *to* и означает необходимость совершения действия.

I **had to go** there. – Мне нужно было пойти туда.

Функции глагола to do:

1. *Смысловый глагол* – делать, выполнять, действовать, подходить (He will do for us - Он нам подходит); причинять (It'll only do you good. – Это вам будет только на пользу. It does not do to complain. – Что пользы в жалобах?)

2. *Вспомогательный глагол* (не переводится). This method does not work. – Этот метод не работает

3. *Слово-заместитель*, переводится ранее упомянутым смысловым глаголом. I know English better than he does. – Я знаю английский лучше, чем он (знает).

4. *Усиливает значение действия*, выраженного сказуемым, стоит перед смысловым глаголом и может переводиться словами действительно, все же и др. This method does work under different conditions. – Этот метод действительно работает при различных условиях.

The Way We Look

good-looking	с приятной внешностью
handsome (man)	красивый (о мужчине)
attractive	привлекательный
plain	простой, невзрачный
pretty (woman)	прелестный, симпатичный
beautiful (woman)	красивый, прекрасный
ugly	уродливый, некрасивый
unpleasant	неприятный
Height	Рост
tall	высокий
short	небольшого роста
of medium-height	среднего роста
Build/Body	Телосложение/фигура
fat/ stout	толстый
plump	пухлый, полный
overweight	полный
thin	худой
slim	стройный
broad-shouldered	широкоплечий
well-built	хорошо сложенный
of medium-built	среднего телосложения
Face	Лицо
round	круглое
oval	овальное
freckled	веснушчатое
wrinkled	морщинистое
pale	бледное
Nose	Нос
Big\small	большой/маленький
straight	прямой

hooked	кривой, крючковатый
turned-up /snub	вздёрнутый, курносый
Hair (is)	Волосы
long	длинные
short	короткие
thin	тонкие
thick	густые
straight	прямые
curly /wavy	вьющиеся /волнистые
plaited	заплетённые в косу
black	чёрные
fair	светлые
blond/darkblond	блондин/русый
chestnut/brown	каштановые
red	рыжие
grey	седые
Eyes	Глаза
large\big	большие
small	маленькие
grey, green, blue, hazel\brown	серые, зелёные, голубые, карие
Lips	Губы
thin	тонкие
full	полные
red	красные
Forehead	Лоб
large	большой
narrow	узкий
broad	широкий
low	низкий
high	высокий
Eyebrows	Брови
bushy	лохматые
pencilled	тонко очерченные
thin	тонкие
Eyelashes	Ресницы
long	длинные
bushy	пушистые
thick	густые
Cheeks	Щёки
rosy	розовые
hollow	впалые
A person may have:	Человек может иметь:
wrinkles	морщины
freckles	веснушки
beard	бороду
moustache	усы
mole	родинку

dimples	ямочки
smile	улыбку

Описание характера

Personal Traits of Character

clever, intelligent – умный

foolish, silly, stupid – глупый

modest – скромный

aggressive – агрессивный

frank, sincere – откровенный, искренний

noisy – шумный

ambitious – честолюбивый

generous – щедрый

stubborn – упрямый

witty – остроумный

gentle - мягкий, благородный

patient – терпеливый

gloomy, moody – мрачный

polite – вежливый

boastful – хвастливый

curious – любопытный

selfish – эгоистичный

brave, courageous, fearless – храбрый, мужественный, бесстрашный

honest – честный

greedy – жадный

boring – скучный

naughty – капризный

shy – робкий

envious – завистливый

jealous – ревнивый

sociable, talkative – общительный, разговорчивый

cheerful – веселый

evil – злой, бесовестный

lazy – ленивый

wise – мудрый

Порядок выполнения работы

1. Напишите, как бы вы описали этих людей:

1. Millie didn't talk to many people at the party. _____
2. Tom often tells lies. _____
3. Mike only had one sandwich, but he shared it with me. _____
4. Bill often interrupts people when they are talking.

5. Sally loves talking. _____
6. Tom threw stones at the cat. _____

7. Sue is always telling jokes. _____

2. Подберите определения к словам:

- | | |
|---------------|----------------|
| 1. brave | 7. generous |
| 2. loyal | 8. fussy |
| 3. stubborn | 9. tidy |
| 4. thoughtful | 10. optimistic |
| 5. selfish | 11. jealous |
| 6. serious | 12. honest |

Someone who:

- a) always remembers your birthday.
- b) is unwilling to change her / his mind.
- c) worries too much about details.
- d) only thinks about her /himself.
- e) always tells the truth.
- f) always supports her / his friends.
- g) is not frightened of anything .
- h) likes to keep things in their correct place.
- i) doesn't laugh or make jokes very often.
- j) wants what other people have got.
- k) always believes good things will happen.
- l) likes to give money, help or presents.

3. Опишите внешность одного из людей на фото.



4. Расскажите о характере своего друга.

Практическая работа №5

Тема: Рабочий день.

Цель: развивать умение распознавать и употреблять в речи простое настоящее время; закрепить умение рассказывать о своих повседневных действиях.

Оборудование: раздаточный материал, словари.

Теоретические сведения

Образование простого настоящего времени

Утвердительная форма:

I / We / You / They + V

He / She / It + V + s (es)

Отрицательная форма:

I / We / You / They + do not + V

He / She / It + does not + V


Вопросительная форма:

Do + I / we / you / they + V ?

Does + he / she / it + V ?

Time

Который час? – What time is it now?



It is five o'clock.

Пять часов.



2.

It is a quarter past seven.

букв. Пятнадцать минут после семи.



3.

It is half past seven.

букв. Половина после семи.



4.


It is twenty minutes to eight.

букв. Двадцать минут до восьми.


Без двадцати восемь.

Порядок выполнения работы


1. Скажите по-английски, который час на следующих рисунках:




1.



2.



3.



4.

2. Прочитайте и переведите текст.

I usually get up at 7 o'clock. I like to sleep, but I usually do it when I have weekends. Then I make my bed, do morning exercises, wash my face, clean my teeth, and then have breakfast. It is my favorite part of the day. I can enjoy the time with my family before the day starts. For breakfast I always eat porridge and drink tea with milk. Sometimes I eat cornflakes with some honey. I never drink coffee. I don't like it at all. After breakfast I dress, take my bag and go to the college. Sometimes I get to the college by bus. When the weather is good I like to go on foot. When I'm late I usually take a taxi.

Our lessons usually start at a quarter past eight a.m. and finish at 15.15 p.m. We have 4 or 5 classes every day. At the lessons we usually write lectures, listen to the teacher, read different texts, then discuss them, translate sentences. I like to study at the college more than at school.

After the lessons I sometimes go to the library with my group mates, where we do our homework or we go for a walk to have a rest after a hard day at college. I come home at about 6 p.m. First I wash my hands, and then have supper. Very often I go to my friend's place. We discuss our problems, go to the sports ground. We often like visiting different sports and culture events. In the evening I watch TV-news, seldom read books. At 11 p.m. I go to bed.

3. Найдите в тексте перевод словосочетаний:

заправлять постель

идти (ехать) в колледж

добираться до колледжа

заниматься (иметь уроки)

писать лекции

слушать преподавателя

читать и обсуждать тексты

переводить предложения

спортивные и культурные новости

4. Ответьте на вопросы:

1. Where do you live?
2. Do you live in the dormitory?
3. At what time do you usually get up?
4. Do you do morning exercises?
5. What do you have for breakfast?
6. Do you like coffee or tea?
7. At what time do you go to the university? How do you get there?
8. With whom do you go to the university?
9. How many lessons do you have every day?
10. At what time do your lessons start?
11. Where do you go to after lessons?
12. Do you often visit sports and culture events?

13. What do you do in the evening?
14. What do you watch on TV?

Контрольные вопросы

1. В каких случаях используется простое настоящее время?
2. Какие обстоятельства характерны для простого настоящего времени?
3. Какой вспомогательный глагол используется в отрицательных вопросительных предложениях?
4. От чего зависит выбор формы вспомогательного глагола?

Практическая работа №6

Тема: Досуг, хобби.

Цель: развивать умение использовать разные типы вопросов; закрепить умение рассказывать о своих увлечениях.

Оборудование: раздаточный материал, словари.

Теоретические сведения

Типы вопросов в английском языке:

1. Общий: Do/Does + Подлежащее + V?
2. Специальный: Вопросительное слово + do/does + Подлежащее + V?
3. Вопрос к подлежащему: Who + V_s?
4. Альтернативный: Do/Does + Подлежащее + V + ...or...?
5. Разделительный: Подлeж. + V_(s)..., do/does not + Подлежащее (местоим.)?

Порядок выполнения работы

1. Раскройте скобки, поставив глаголы в нужную форму.

At weekends, we ... (1. have) a lot of free time. My sister and I ... (2. get up) late because we ... (3. not go) to school. Our father ... (4. not work) and our mother ... (5. not cook) meals. On Saturdays, we ... (6. have) lunch in a nice restaurant. On Sundays, we ... (7. visit) our grandparents. They ... (8. live) in a beautiful house near a river. Our grandfather ... (9. paint) amazing pictures of nature.

2. Прочитайте и переведите текст

My Hobby

Hobby is an activity that we do for fun, just because we like it. Most people have at least one hobby even if their schedule is tight. I have a few hobbies but my favorite one is drawing comics. Let me tell you about this interesting activity.

Drawing comics is not the same as just drawing. When you draw a person, an animal or an object, normally there is no story in it. Comics are all about storytelling. Even web comics that consist of only one picture tell a story. The story is told through pictures and text. So, if you make comics, you should be and

artist and a writer at the same time. My stories are usually funny, they include talking animals and fantastic creatures. Some of my stories are sad and they are based on my personal experience.

I took up drawing comics just a year ago. My friend sent me a picture with two turtles arguing over an apple. I just imitated it and drew a picture with the same characters but with a different story. My friend found it funny, although my picture was not drawn well. I spent a lot of time coming up with my drawing style, and now I think I have one. Drawing never felt like work to me, it is something that I enjoy doing.

As for my other hobbies, I like reading and I am a big fan of historical books. I used to spend a lot of time reading, but now I spend most of my free time drawing.

In conclusion, I would like to say that it is great to have a hobby. If you do not have one, it probably means that you just have not found it yet.

3. Составьте 5 вопросов к тексту (по 1 каждого типа).

4. Расскажите о своем увлечении.

Контрольные вопросы

1. Назовите слова-показатели простого настоящего времени.
2. В каких случаях в настоящем времени не требуется употребление вспомогательных глаголов?
3. Перечислите типы вопросов в английском языке.
4. Как образуется специальный вопрос в простом настоящем времени?

Практическая работа №7

Тема: Активный и пассивный отдых.

Цель: развивать умение распознавать и употреблять в речи простое прошедшее время; расширить словарный запас по теме «Активный и пассивный отдых».

Оборудование: раздаточный материал, словари.

Теоретические сведения

Образование простого прошедшего времени

Утвердительная форма:

Подлежащее + V_{ed(2)}

Отрицательная форма:

Подлежащее + did not + V

Вопросительная форма:

Did + Подлежащее + V?

1. Vacation – каникулы
2. Travel – путешествие
3. Beach – пляж
4. Sun – солнце
5. Sand – песок
6. Hotel – отель
7. Resort – курорт
8. Pool – бассейн
9. Relaxation – отдых
10. Adventure – приключение
11. Sightseeing - осмотр достопримечательностей
12. Hiking – поход
13. Camping – кемпинг
14. Skiing – лыжи
15. Snowboarding – сноубординг
16. Cruise – круиз
17. Exploration – исследование
18. Road trip - поездка на автомобиле
19. Backpacking - путешествие с рюкзаком
20. Hostel – хостел
21. Sightseeing tour – экскурсия
22. Amusement park - парк развлечений
23. Water park – аквапарк
24. All-inclusive - все включено
25. Family vacation - семейный отдых
26. Tourist – турист
27. Traveler – путешественник
28. Ski slope - горнолыжный склон
29. Adventure sports - экстремальные виды спорта
30. Stayover - остановка на ночлег
31. Local cuisine - местная кухня
32. Foreign language - иностранный язык
33. Rainforest - тропический лес
34. Desert – пустыня
35. Island – остров
36. Ocean – океан
37. River – река
38. Sunglasses - солнечные очки
39. Flip flops – шлепанцы
40. Swimsuit – купальник
41. Luggage – багаж
42. Travel insurance - страховка на путешествие
43. Guidebook – путеводитель
44. Map – карта

45. Airport – аэропорт
46. Train station – вокзал
47. Bus station – автовокзал
48. Rental car - арендованная машина
49. Memories – воспоминания
50. Beach house - дом на пляже
51. Vacation rental - дом или квартира на время отпуска
52. Mountain resort - горнолыжный курорт
53. City break - поездка в город на выходные
54. Backpacking trip - путешествие с рюкзаком
55. Adventure tour - экстремальная экскурсия
56. Scenic drive - живописная дорога

Порядок выполнения работы

1. Используйте слова в скобках для образования предложений в Past Simple.

- 1) They _____ football at the institute. (to play)
- 2) She _____ e-mails. (not / to write)
- 3) _____ you _____ English? (to speak)
- 4) My mother _____ fish. (not / to like)
- 5) _____ Ann _____ any friends? (to have)
- 6) His brother _____ in an office. (to work)
- 7) She _____ very fast. (cannot / to read)
- 8) _____ they _____ the flowers every 3 days? (to water)
- 9) His wife _____ a motorbike. (not / to ride)
- 10) _____ Elizabeth _____ coffee? (to drink)

2. Поставьте слова в предложениях в правильном порядке.

1. film? / like / you / Did / the /
2. you / many / did / ask? / How / people /
3. a / have / time? / they / Did / good /
4. did / weekend? / the / What / do / we / at /
5. she / DVD? / Where / that / did / buy /
6. party / on / your / go / Saturday? / he / Did / to /
7. did / yesterday? / Who / you / see /

3. Прочитайте и переведите текст.

I like hiking a lot. In my opinion, it's a great source of pleasure and health benefit. Hiking is very similar to a walking tour or camping. It is a long walk in the countryside with occasional stops.

Most people go hiking for pleasure or physical fitness. It is important from time to time to leave crowded cities and go out for a walking tour. The open air has a bracing effect on our minds. The sight of huge trees and green bushes, blooming wild flowers and running streams, the birds' singing – it all carries us away from

the depressing daily routine. I especially like hiking in mountainous areas. It is more thrilling than walking in the plains.

Last time we went hiking was in summer. Together with our teacher and a group of school children we went to find some picturesque places on the bank of the River Don. We took all the necessary items, including sleeping bags, some food, first aid kit and mosquito spray. We wore sporty outfit and comfy boots. Our rucksacks were rather heavy, but it didn't spoil our journey. Most importantly we chose the route of our journey and fully planned the trip. We set out early in morning. Luckily, the weather was perfect. Although, there were some clouds in the sky, the wind soon took them away. Our first meal in the open air felt fantastic. We baked some potatoes and frankfurters. It was rather hot, so we could sunbathe and swim in the river. We also played some outdoor games, such as volleyball and football. The next morning we went fishing.

It was a great fun. While hiking, we saw lots of beautiful places. Time passed so quickly and soon we had to go back home. No one wanted to leave. We thought it was an unforgettable experience.

4. Составьте рассказа о поездке/походе за город.

Контрольные вопросы

1. Какие обстоятельства характерны для простого прошедшего времени?
2. В каких случаях в прошедшем времени не требуется употребление вспомогательных глаголов?
3. Перечислите типы вопросов в английском языке.
4. Как образуется общий вопрос в простом прошедшем времени?

Практическая работа №8

Тема: Особенности проживания в городе. Инфраструктура. Как спросить и указать дорогу.

Цель: развивать умение распознавать и употреблять в речи простое прошедшее и простое настоящее времена; расширить словарный запас по теме «Городская инфраструктура».

Оборудование: раздаточный материал, словари.

Порядок выполнения работы

1. Запишите незнакомые слова и фразы.

How do I get to ___? Как мне добраться до ___?

Where is the closest ___? Где ближайший ___?

I'm looking for ____. Я ищу ____.

Could you tell me where ___ is? Не могли бы вы сказать, где находится ___?

Is it far? Is it a long way? – Далеко ли это?

How far is it? – Как далеко это находится?

You need to... Вам нужно... You have to... Вам придется...
The quickest way is to go... Самый быстрый путь – это пойти...
go... – идти
...right – вправо, направо
...left – влево, налево
...straight ahead – прямо
...down the street – вниз по улице
...up the street – вверх по улице
...along the street – вдоль улицы, по улице-

take – взять, ехать, воспользоваться, пойти по... Используйте take с названиями улиц или транспортом:

take the bus number 1. – Сядьте на автобус №1.

Take the Arbatskaya street. – Идите по Арбатской улице.

Take the metro to Borovitskaya station. – Езжайте на метро до станции Боровицкая.

Take the red line to Sportivnaya station. – Езжайте по красной линии до станции Спортивная.

Take the bus to the Arbatskaya street. – Езжайте автобусом по Арбатской улице.

turn... – повернуть

...right – направо

...left – налево

stop at – остановиться перед чем-либо

Stop at the traffic lights. – Остановитесь перед светофором.

Stop at the cafe and go into the alley. – Остановитесь около кафе и идите в переулок.

cross the road – перейти дорогу

You need to cross the road and turn right. – Вам нужно перейти дорогу и повернуть направо.

Cross two roads and turn left. – Перейдите две дороги и поверните налево.

2. Раскрой те скобки, поставив глагол в нужную форму

1. Danny and Pam _____ (go) to the shopping mall every Sunday.
2. Lucy _____ (finish) her homework 2 hours ago.
3. I always _____ (do) my homework.
4. I _____ (eat) hamburger yesterday.
5. She often _____ (drink) tea in the morning.
6. I _____ (swim) in the sea last summer.
7. Mom _____ (walk) the dog yesterday.
8. Children sometimes _____ (wash) the dishes.

9. My friends _____ (visit) me every day.
10. Rosy _____ (write) the Math test 2 days ago.
11. We _____ (not learn) the rule yesterday.
12. Sam _____ (not read) every day.
13. Ruby and Rudy _____ often _____ (not walk) together.
14. Dan and Tom _____ (not see) me 2 days ago.
15. He _____ (not drive) the car on Sundays.
16. Mary _____ (not buy) a house last year.
17. _____ you _____ (sing) a song yesterday?
18. _____ children _____ (wear) the uniform?
19. _____ Robert usually _____ (draw) well?
20. _____ you _____ (find) a teacher 2 lessons ago?
21. _____ Perry _____ (like) his parents?
22. _____ William and Sally _____ (meet) last weekends?

3. Преобразуйте предложения, поставив глаголы в прошедшее время.

1. I like fresh fruits but I don't like vegetables.
2. We usually watch TV in the evening but we don't watch it in the morning.
3. Father drives a car but he doesn't ride a motorbike.
4. Anna speaks German but she doesn't know French.
5. My children sometimes play football but they don't play basketball.
6. You often drink coffee but you don't drink tea.
7. Every summer we go to the sea-shore but we don't swim in the sea.
8. Tom always buys mineral water but he doesn't buy juice.
9. Our teacher has a computer but he doesn't have a printer.

4. Составьте диалог городского жителя и гостя города, спрашивающего дорогу до определенного места (на выбор).

Контрольные вопросы

1. Какие глаголы называют неправильными?
2. Как узнать, правильным или неправильным является глагол?
3. Где можно найти вторую и третью формы неправильных глаголов?
4. Что общего у времен Present Simple и Past Simple?

Практическая работа №9

Тема: Описание здания, интерьера. Описание колледжа, кабинета иностранного языка.

Цель: развивать умение распознавать и употреблять в речи конструкцию There is/are; расширить словарный запас по теме «Описание здания, интерьера».

Оборудование: раздаточный материал, словари.

Теоретические сведения

Конструкция **there is / there are** используется, когда нужно описать какое-либо место или сказать, что что-то где-то находится.

Конструкция **there is / there are** открывает предложение. Далее следует объект (кто/что). В конце предложения обычно указывается место (где). После **there is** мы используем существительное в единственном числе. Если существительное исчисляемое, то оно употребляется с неопределённым артиклем **a/an**. Если существительное неисчисляемое, то оно употребляется без артикля или со словом **some**.

После **there are** мы используем существительные во множественном числе. В таком случае существительное употребляется без артикля, но перед ним могут стоять слова, указывающие на количество (*some, many, a lot of, few, three, etc.*).

Порядок выполнения работы

1. Согласитесь или опровергните следующие утверждения. Дайте правильный ответ.

There are 10 planets in the Solar system.

There are 7 days in a week.

1. There are 20 months in a year.
2. There are 7 fingers on one hand.
3. There is one nose on the face.

2. Расставьте слова в предложениях по порядку.

1) a market – is – the river – there – near

2) TV – there – a good film – on – is

3) any – in the sky – there – clouds – aren't

4) in my coffee – is – sugar – any – there ?

5) sailors – are – in the boat – five – there

3. Задайте к предложениям вопросы, начиная с предлагаемых слов.

There are four elephants in the zoo. (How many ...?)

There is a lot of snow in February. (Is ...?)

There is some fish on the plate. (What ... ?)

There are no cars in the car park. (Are ... ?)

There are ancient walls around the city. (What ... ?)

4. Запишите незнакомые слова

1. three-storey building – трехэтажное здание
2. classroom – кабинет
3. classroom of Russian (= Russian classroom) – кабинет русского языка
4. computer classroom – кабинет информатики
5. well-equipped – хорошо оборудованный
6. on the ground (first) floor – на первом этаже
7. staff room (teacher's room) – учительская

8. sick room (doctor's office, medical room) – медпункт
9. canteen – буфет
10. recreation – рекреация
11. cloak-room (changing room) – раздевалка
12. assembly hall – актовый зал
13. gym-hall (gym) – спортивный зал
14. workshop – мастерская
15. headmaster's office – кабинет директора
16. laboratory – лаборатория
17. library – библиотека
18. entrance hall – вестибюль
19. poster – плакат
20. stand – стенд
1. headmaster (headmistress) – директор
2. form mistress – классная руководительница
3. librarian – библиотекарь
4. nurse – медсестра
5. security guard – охранник
6. student – учащийся
7. attend lessons and classes – посещать уроки и занятия

5. Используя конструкцию There is/are, опишите колледж или кабинет английского языка (на выбор).

Контрольные вопросы

1. В каких случаях используется конструкция There is/are?
2. Приведите примеры отрицательных предложений с конструкцией There is/are.
3. Как строятся вопросительные предложения с конструкцией There is/are?
4. Как предложения с конструкцией There is/are переводятся на русский язык?

Практическая работа №10

Тема: Виды магазинов. Ассортимент товаров.

Цель: развивать умение распознавать и употреблять в речи исчисляемые и неисчисляемые существительные, образовывать формы множественного числа существительных; расширить словарный запас по теме «Покупки».

Оборудование: раздаточный материал, словари.

Теоретические сведения

Существительные, обозначающие людей, предметы или явления, которые можно посчитать, называются **исчисляемыми**. Исчисляемые существительные имеют формы единственного и множественного числа.

Существительные, обозначающие вещества или явления, которые нельзя посчитать, называются **неисчисляемыми**. Неисчисляемые существительные имеют форму единственного числа и не образуют форму множественного числа.

К этой группе, как правило, относятся существительные, обозначающие:

- еду: *milk, bread, tea, juice, flour*;
- материалы: *plastic, paper, metal, wood, wool*;
- школьные предметы и языки: *maths, art, music, English, Russian*;
- чувства и эмоции: *love, happiness, anger*;
- абстрактные понятия: *knowledge, news, advice, information*;
- группы предметов: *money (dollars, euros), furniture (desks, chairs), luggage (bags, suitcases)*.

С неисчисляемыми существительными мы употребляем глаголы в форме единственного числа и не используем неопределённый артикль **a / an**.

Порядок выполнения работы

1. Образуйте множественное число имен существительных и запишите их формы в правильную колонку.

Ruler, dog, lady, bliss, mother, bus, chimp, mummy, day, boss, wolf, school, window, daddy, computer, cherry, wish, rubber, diary, pen, school bag, banana, cat, pencil, book, pencil case, pizza, lion, wife, calf, teddy, marker, card, half, city, pinch.

+s	+es	+ies	+ves
----	-----	------	------

2. Соотнесите магазины с товарами, которые они продают.

- | | |
|---------------------------|---|
| 1. bookshop | a) a loaf of bread, rolls, long loaf |
| 2. newsagent's | b) a bouquet of roses, lilies, flowers |
| 3. bakery | c) a packet of painkillers, pills, medicine |
| 4. butcher's | d) a gold necklace, a diamond ring, pendent |
| 5. confectioner's | e) a magazine, a newspaper, greeting card |
| 6. greengrocer's | f) hairspray, a bottle of perfume, hand cream |
| 7. chemist's | g) pralines, chocolate, cake |
| 8. florist's | h) books, novels |
| 9. department store | i) fruits, vegetables, apples |
| 10. hair and beauty salon | j) lamb chops, ham, sausages |
| 11. jeweller's | k) leather suitcase, a woolen skirt, a clock |
| 12. antique shop | l) shampoo, products, household chemicals |
| 13. supermarket | m) an old clock, bric-a-brac, silver bell |

3. Прочитайте и переведите текст.

Shopping

When we want to buy something, we go to a shop. There are many kinds of shops in every town or city, but most of them have a food supermarket, a

department store, men's and women's clothing stores, grocery, a bakery and a butchery.

I like to do my shopping at big department stores and supermarkets. They sell various goods under one roof and this is very convenient. A department store, for example, true to its name, is composed of many departments: readymade clothes, fabrics, shoes, sports goods, toys, china and glass, electric appliances, cosmetics, linen, curtains, cameras, records, etc. You can buy everything you like there.

There are also escalators in big stores which take customers to different floors. The things for sale are on the counters so that they can be easily seen. In the women's clothing department you can find dresses, costumes, blouses, skirts, coats, beautiful underwear and many other things. In the men's clothing department you can choose suits, trousers, overcoats, ties, etc.

In the knitwear department one can buy sweaters, cardigans, short-sleeved and long-sleeved pullovers, woollen jackets. In the perfumery they sell face cream and powder, lipstick, lotions and shampoos.

In a food supermarket we can also buy many different things at once: sausages, fish, sugar, macaroni, flour, cereals, tea. At the butcher's there is a wide choice of meat and poultry. At the bakery you buy brown and white bread, rolls, biscuits.

Another shop we frequently go to is the greengrocery which is stocked by cabbage, potatoes, onions, cucumbers, carrots, beetroots, green peas and what not. Everything is sold here ready-weighed and packed. If you call round at a dairy you can buy milk, cream, cheese, butter and many other products.

The methods of shopping may vary. It may be a selfservice shop where the customer goes from counter to counter selecting and putting into a basket what he wishes to buy. Then he takes the basket to the check-out counter, where the prices of the purchases are added up. If it is not a self-service shop, and most small shops are not, the shop-assistant helps the customer in finding what he wants. You pay money to the cashier and he gives you back the change.

4. Ответьте на вопросы:

1. What do we do when we want to buy something?
2. What kinds of shops are there in every town?
3. Where do you like to do your shopping?
4. What departments is a department store composed of?
5. Where are the things for sale?
6. What can we buy in the knitwear department?
7. What can we buy in a food supermarket?
8. What methods of shopping are there?

5. Выпишите из 1 и 2 абзацев существительные в форме множественного числа.

6. Обсудите в парах вопросы:

- Do you like to go shopping?
- What do you like to buy food or clothes?
- What is your favorite store/supermarket?

Контрольные вопросы

1. Какие существительные не образуют форму множественного числа?
2. Какие существительные называются исчисляемыми?
3. Назовите существительные, которые образуют форму множественного числа не по общему правилу.
4. Перечислите названия разных видов магазинов на английском языке.

Практическая работа №11

Тема: Совершение покупок в продуктовом магазине.

Цель: развивать умение распознавать и употреблять в речи простое будущее время; расширить словарный запас по теме «Покупки».

Оборудование: раздаточный материал, словари.

Теоретические сведения

Образование простого будущего времени

Утвердительная форма:

Подлежащее + will + V

Отрицательная форма:

Подлежащее + will not + V

Вопросительная форма:

Will + Подлежащее + V?

Порядок выполнения работы

1. Вставьте в предложения: *I'll, we'll, he'll, she'll, they'll, it'll.*

1. I'd like to see animals. I think _____ go to the zoo today.
2. Wendy likes dinosaurs. I think _____ go to the Natural History Museum.
3. We like dancing. I think _____ go to the disco.
4. My parents want to buy presents. I think _____ go to the gift shop. '
5. Jim likes walking. I think _____ go to the park.
6. Put on your scarf and hat. I think _____ be cold today.
7. I want to watch a cartoon. I think _____ go to the cinema tomorrow.
8. Mike is ill. I don't think _____ go for a walk with him.

2. Составьте словосочетания

1. a pound of ...	a) bread
2. a bottle of ...	b) coffee
3. a box of ...	c) chocolate
4. a bar of ...	d) cheese

5. a jar of ...	e) lemonade
6. a loaf of ...	f) eggs
7. a dozen ...	g) sweets
8. a bunch of ...	h) grapes
9. a can of ...	i) cola
10. a packet of ...	j) milk
11. a carton of ...	k) tea

3. Прочитайте и переведите диалог.

- Excuse me. Can I have one kilo of ground beef and ten slices of smoked ham, please?
- Sure. Here you are. Anything else?
- Could you tell me where I can find olive oil and instant coffee, please?
- They are in the grocery products section, over there. I can show you.
- That's OK. Thank you.
- Is there anything else you are looking for?
- Well. I need buns for sandwiches and a dozen chicken eggs.
- Right. You will find all sorts of buns in our bakery. As for the eggs, they are located in the dairy product section, on your left. Is that all, sir?
- No. Finally I need fresh fruits and vegetables.
- OK. What would you like?
- Can I have two pine-apples, a kilo of pears, a bunch of red grapes, two kilos of tomatoes and half a kilo of onions, please?
- I'm terribly sorry but there is only one pine-apple left. Do you still want it?
- OK then. I'll take it anyway.
- How about red onions? They are just a bit more expensive than the usual ones but ideal for any salad.
- That would be great!
- OK. Here are your fruits and vegetables. I'll put them in your shopping cart. Do you need any beverages or canned food?
- No. Thanks a lot. Where shall I pay?
- The cash desks are is right at the end of the aisle.
- Thank you very much.
- You are welcome. Thank you for shopping with us. Have a good day!

4. Составьте диалог по теме «Покупки в продуктовом магазине»

Контрольные вопросы

1. Чем образование простого будущего времени отличается от образования простого настоящего и простого прошедшего времен?
2. В чем заключается особенность придаточных предложений времени и условия, передающих действия в будущем?
3. Какую функцию выполняет глагол shall?

Практическая работа №12

Тема: Совершение покупок в магазине одежды/обуви.

Цель: развивать умение распознавать и употреблять в речи слова *many, much, a lot of, little, few, a few*; расширить словарный запас по теме «Покупки».

Оборудование: раздаточный материал, словари.

Порядок выполнения работы

1. Вставьте подходящее слово из скобок.

1. There is too ... (much/many/a few) salt in the soup. (В супе слишком много соли.)
2. There are ... (much/a little/a few) sky-scrapers in our city. (В нашем городе есть несколько небоскребов.)
3. I've got ... (much/a few/a little) albums of this singer. (У меня есть несколько альбомов этого исполнителя.)
4. My job allows me to travel ... (much/many/a few). (Моя работа позволяет мне много путешествовать.)
5. We've got ... (little/many/few) free time. (У нас мало свободного времени.)
6. I have never seen so ... (much/little/many) stars in the sky. (Я никогда не видел так много звезд в небе.)
7. Anna spent ... (much/a few/a little) days in Rome. (Анна провела несколько дней в Риме.)
8. I'd like just ... (much/a few/a little) tea. (Я бы хотел лишь немного чая.)
9. There was very ... (little/few/many) rain last autumn. (Прошлой осенью было очень мало дождей.)
10. Very ... (few/little/much) Russian tourists are staying at our hotel. (Очень мало русских туристов проживает в нашем отеле.)

2. Прочитайте и переведите диалог.

- Hello, sir, can I help you?
- Hi, have you got any casual shirts?
- Yes, they're on these shelves. What is your size?
- It's medium. Do you have a green one?
- Yes, sure. It would go well with dark pants. Would you like to try it on now?
- Yes, thank you. Where is the fitting room?
- That side.
- Thanks. The shirt is nice, I like it. But the pants are a bit big.
- Do you want me to bring one in the next size smaller?
- Not now. Thanks. I will take only the green shirt.
- No problem, sir. Have a nice day.

3. Выпишите из диалога перевод данных слов и выражений: для повседневного использования

15. My mother is.....
16. She was born in
17. She works as a
18. My address is ...

2 вариант

1. Вставьте подходящий вариант ответа.

1. Mag and her sister _____ in Rome.

a) Is	c) are
b) does	d) has
2. You work for the Engineering Company, _____ you?

a) don`t	c) did
b) do	d) didn`t
3. Mother _____ breakfast for her children.

a) are preparing	c) prepares
b) have prepared	d) prepare
4. Ten minutes ago I _____ a strange noise.

a) hear	c) has heard
b) heard	d) will hear
5. _____ any milk in the fridge ?

a) Is	c) Is there
b) Has	d) There are
6. Did he _____ you the truth ?

a) speaks	c) said
b) tell	d) talk
7. You can see pictures of _____ great writers.

a) no	c) any
b) some	d) every
8. _____ I open the window ?

a) Must	c) Have to
b) Shall be able	d) May
9. Let`s meet _____ 7 o`clock in the evening.

a) on	c) in
b) at	d) of
10. This child is _____ than that one.

a) small	c) smallest
b) smaller	d) most small
11. My bag is large, _____ is larger.

a) their	c) my
b) our	d) yours
12. "Above" is the opposite of " _____ "

a) behind	c) over
b) below	d) in front of
13. If you _____ the exams, we`ll take a long holiday.

- | | |
|--------------|------------|
| a) passing | c) pass |
| b) will pass | d) to pass |
14. It`s cold today, _____?
- | | |
|-------------|--------------|
| a) isn`t it | c) hasn`t it |
| b) it is | d) has it |

2. Расскажите о себе, продолжив предложения:

1. My name is.....
2. My full name is
3. I was born on ofin
4. I am years old.
5. From till I studied at school in
6. I live in
7. From 2015, I studied at in
8. My favourite subjects are
9. I will become a
10. My best friend
11. I have (about family)
12. My father is
13. He was born in
14. He works as a
15. My mother is.....
16. She was born in
17. She works as a
18. My address is ...

Практическая работа №14

Тема: Физическая культура и спорт. Здоровый образ жизни.

Цель: развивать умение распознавать и употреблять в речи времена группы Continuous; расширить словарный запас по теме «Здоровый образ жизни».

Оборудование: раздаточный материал, словари.

Теоретические сведения

Образование времен группы Continuous

Утвердительная форма:

Подлежащее + to be + V_{ing}

Отрицательная форма:

Подлежащее + to be + not + V_{ing}

Вопросительная форма:

to be + Подлежащее + V_{ing}?

Порядок выполнения работы

1. Раскройте скобки, употребляя глаголы в Present или Past Continuous.

1. I (to write) an English exercise at this time yesterday.
2. My little sister (to sleep) at this time yesterday.
3. My friends (not to do) their homework at seven o'clock yesterday. They (to play) volleyball.
4. She (to read) the whole evening yesterday.
5. You (to drink) tea at this time yesterday? – No, I (not to drink) tea at this time yesterday.
6. My sister is fond of reading. She (to read) the whole evening yesterday, and now she (to read) again.
7. I (to sleep) when she came home
8. She (not to read) now.
9. When I went into the garden, the sun (to shine) and the birds (to sing) in the trees.
10. What your father (to do) from eight till nine yesterday?

2. Запишите и выучите слова по теме:

- amateur – любительский
attention – внимание
bodybuilding – культуризм, бодибилдинг
compulsory – обязательный
diving – дайвинг
facilities – оборудование
fencing – фехтование
figure skater – фигурист
gym – тренажерный зал
healthy – здоровый
high jumper – прыгун в высоту
indoors – в помещении
out-of-doors – на воздухе
professional – профессиональный
record – рекорд
roller skates – роликовые коньки
rowing – гребля
sailing – парусный спорт
skating – коньки
skating-rink – каток
skiing – лыжный спорт
sporting society- спортивное общество
swimming pool – плавательный бассейн
to be fit – быть в форме
to do sports – заниматься спортом
totally – полностью

tournament – турнир, чемпионат
weight lifting – поднятие тяжестей
weightlifter – тяжелоатлет
wrestling – борьба

3. Прочитайте и переведите текст:

SPORTS IN OUR LIFE

Sport is very important in our life. It is popular among young and old people. Many people do morning exercises, jog in the morning; train themselves in clubs and different sections. Other people like sport too; they only watch sports game on TV and listen the sports news. They prefer reading interesting stories about sportsmen but they do not go in for sports.

Physical training is an important subject in school. Pupils have physical training twice a week. Boys and girls play volleyball and basketball at the lessons. There is a sport ground near our school and schoolchildren go in for sports in the open air. Many different competitions are held at school. A great number of pupils take part in them. All participants try to get good results and become winner.

Sport helps people to keep in good health. If you go in for sports, you do not catch cold. Children and grown-ups must take care of their health and do morning exercises regularly. There are some popular kinds of sport in our country: football, volleyball, hockey, gymnastics, skiing and others. Athletic is one of the most popular kinds of sport.

My favorite sport is swimming. I go to the swimming pool twice a week. I prefer to rest by the lake or river and swim there. My friend goes in for boxing. He is a good boxer. His hobby helps him in his everyday life.

4. Выпишите из текста перевод следующих словосочетаний:

бегать по утрам
заниматься спортом
физическая культура
два раза в неделю
соревнования проводятся в школе
принимать участие в...
простудиться
заботиться о своем здоровье
виды спорта
повседневная жизнь

5. Ответьте на вопросы:

1. Why is sport so popular in our country?
2. Do you go in for any kind of sport?
3. What is your favourite kind of sport?
4. What is the most popular kind of sport in our country?
5. Did you take part in any sport contests?

6. Do you play football or any other ball game?
7. Which ball game do you like best?
8. How many players make up a football team (a basket-ball team, a hockey team)?
9. How long does a football match last?
10. Are you a football fan? Which team do you cheer for?
11. What interesting (exciting) football match did you see? What was the score?
12. Are you a good skater?
13. Can you swim?
14. What outdoor and indoor games do you know?
15. What stadium is the best in our country?
16. When and where were the last Olympic Games held?
17. What world records were set there by our sportsmen?
18. When and where will the next Olympics be held?

Контрольные вопросы

1. В каких ситуациях используется Present Continuous?
2. Перечислите слова-показатели Past Continuous.
3. Как образуются отрицательные и вопросительные предложения в длительных временах?
4. Чем по значению Present Continuous отличается от Present Simple?

Практическая работа №15

Тема: Еда полезная и вредная.

Цель: развивать умение распознавать и употреблять в речи настоящее совершенное время; расширить словарный запас по теме «Здоровый образ жизни».

Оборудование: раздаточный материал, словари.

Теоретические сведения

Образование настоящего совершенного времени

Утвердительная форма:

Подлежащее + has/have + V_{3(ed)}

Отрицательная форма:

Подлежащее + has/have + not + V_{3(ed)}

Вопросительная форма:

Has/Have + Подлежащее + V_{3(ed)}?

Порядок выполнения работы

1. Раскройте скобке, поставив глагол в нужную форму.

1. She (do) no shopping this month.

2. The students (make) progress this term so far.
3. The scientists (learn) a lot in the last fifty years.
4. I am afraid we have to drink tea this morning. I (forget) to buy coffee.
5. Mary (not buy) a new dress for years.
6. He (live) in the country since his wife died.
7. She (feel) very unwell today.
8. They (be) happy all their life.
9. My sister (not marry) yet.
10. The students never (be) to England.
11. Our town (change) recently.
12. I (not hear) the story before.
13. The clock already (strike)
14. you ever (see) Stonehenge?
15. He just (leave) home.
16. They (not see) each other lately.
17. I always (want) to be a vet.
18. Look! She (fall) off the bike.

2. Распределите названия продуктов по следующим категориям.

Цифра обозначает количество слов в категории.

Chocolate, potato, tea, steak, pear, carrot, garlic, cake, pineapple, broccoli, wine, water, peach, coffee, ice cream, tomato, ham, watermelon, cookies

- MEAT (2):
 DRINKS (4):
 DESSERTS (4):
 FRUIT (4):
 VEGETABLES (5):

3. Назовите продукт по описанию.

1. You need me to make a sandwich or toast. – B_____
2. I'm yellow or white. I'm made from milk. People like me on their pizza. – C_____
3. People eat us fried, boiled or scrambled. – E_____
4. I'm a very popular fast food with a sausage in the middle. – H_____
5. I'm a long yellow fruit. – B_____
6. Rabbits love this orange vegetable. – C_____

4. Приведите наименования продуктов на английском языке.

- Name 5 fruits.
- Name 5 vegetables.
- Name 5 drinks.
- Name 3 sweet foods.
- Name 3 salty foods.
- Name 3 bitter foods.

5. Соотнесите идиомы и их значения.

- | | |
|--------------------------|---|
| 1 Chew the fat | a to be involved in something |
| 2 Mouth is watering | b to make someone want to eat or drink |
| 3 Half-baked idea | c to hurt or ruin someone |
| 4 Your finger in the pie | d to act humble |
| 5 Cook your goose | e to not think about or study carefully |
| 6 Eat dirt | f chat |
| 7 Cry over spilled milk | g to complain about something that has happened |
| 8 Hungry as a horse | h able to eat a lot |
| 9 Go bananas | i to become too excited and behave crazily |

Контрольные вопросы

1. How often do you drink milk?
2. How often do you eat at restaurants?
3. What's your favorite food?
4. What food do you hate?
5. What's your favorite ice-cream flavor?
6. What's the strangest thing you've ever eaten?
7. Are you allergic to any food?
8. What's your favourite drink?

Практическая работа №16

Тема: Почему и как люди путешествуют.

Цель: развивать умение распознавать и употреблять в речи прошедшее совершенное время; расширить словарный запас по теме «Путешествия».

Оборудование: раздаточный материал, словари.

Теоретические сведения

Образование прошедшего совершенного времени

Утвердительная форма:

Подлежащее + had + V_{3(ed)}

Отрицательная форма:

Подлежащее + had + not + V_{3(ed)}

Вопросительная форма:

Had + Подлежащее + V_{3(ed)}?

Порядок выполнения работы

1. Используйте Past Perfect предложенных глаголов, чтобы дополнить предложения.

to leave, to go, to see, to live, to fly

1. I didn't read the text in class because I ... my book at home.

2. The children didn't want to go to the cinema because they ... already ... the film.
3. Kate wasn't at home last week because she ... to visit her uncle.
4. I was excited when the plane took off because I... never ... before.
5. My grandfather was always afraid of animals because he ... never ... in the country

2. Составьте предложения, используя Past Perfect.

1. You/not to leave/the hotel/by our arrival yesterday.
2. How many letters/she/to type/by the end of the day?
3. He/to have dinner/by that time?
4. My cousin/not to be/to this museum/before.
5. I/to get/your message/two days before.
6. What/he/to do/by the end of last week?
7. What places/they to visit/by the end of their vacations?
8. Whom/he/to phone/before his departure?
9. She/to buy/a new fridge/by the end of last week.
10. Ben/to take/the medicine/by five o'clock yesterday.

3. Прочитайте вслух данные слова:

- | | |
|----------------|------------------|
| 1) leisure | 8) entertaining |
| 2) picturesque | 9) surroundings |
| 3) occupation | 10) advantage |
| 4) nationality | 11) disadvantage |
| 5) exciting | 12) experience |
| 6) possibility | 13) excursion |
| 7) acquainted | 14) voyage |

4. Запишите данные слова и словосочетания с переводом на русский язык:

- | | |
|-------------------|-------------------------------|
| travelling | entertaining |
| to spend | to change surroundings |
| leisure time | city-dweller |
| picturesque | at the sea shore |
| possibility | to lie in the sun |
| occupation | advantages and disadvantages |
| nationality | to get interesting experience |
| exciting | trip |
| to get acquainted | excursion |
| sightseeing | voyage |
| to take photos | to broad one's scope |

5. Переведите предложения на русский язык

1. People prefer travelling in their leisure time.

2. I like to visit many picturesque places, go to different countries, and learn about traditions.
3. It is very exciting to get acquainted to foreign people.
4. Travelling is the best way to learn more about different cultures.
5. It is very entertaining to visit museums and galleries, to take photos.
6. City-dwellers are fond of going to the country or having their rest somewhere at the seashore.
7. I prefer active travelling.
8. They look forward to bathing and lying in the sun.
9. I like travelling by car, train, or plane.
10. Trips and excursions, voyages and exotic tours are sure to broad your scope.

6. Переведите словосочетания на английский язык.

- 1) фотографировать достопримечательности;
- 2) проводить время на морском побережье;
- 3) увлекательное путешествие;
- 4) загорать на солнце;
- 5) знакомиться с особенностями национальности;
- 6) преимущества морского путешествия;
- 7) экскурсии и путешествия;
- 8) получать интересный опыт в свободное время;
- 9) увлекательное занятие;
- 10) знакомиться с городскими жителями;
- 11) недостатки этой экскурсии;
- 12) живописные места.

Контрольные вопросы

1. Do you like travelling?
2. What is the most exciting place you have ever visited?
3. What place would you like to visit?
4. What is your favourite way of travelling?

Практическая работа №17

Тема: Путешествие на поезде, самолете.

Цель: развивать умение распознавать и употреблять в речи модальные глаголы; расширить словарный запас по теме «Путешествия».

Оборудование: раздаточный материал, словари.

Порядок выполнения работы

1. Вставьте подходящий модальный глагол (must / can / should / may)

1. I have some free time. I _____ help her now.
2. I _____ drive Susan's car when she is out of town.

3. _____ I have a glass of water?
4. Anyone _____ become rich and famous if they know the right people.
5. You _____ go to this party. It's very important.
6. Bird _____ be known by its song.
7. He is coming here so that they _____ discuss it without delay.
8. It's late. You _____ go to bed.
9. He _____ have told me about it himself.

2. Вставьте пропущенные буквы:

- | | |
|-----------------|------------------|
| 1) voya__e | 6) surr__undings |
| 2) ex__iting | 7) ente__taining |
| 3) a__van__ages | 8) possi__ility |
| 4) travel__ing | 9) e__cursion |
| 5) picturesq__e | 10) sig__tseeing |

3. Прочитайте и переведите текст.

Means of Transport

Of course, **travelling by plane** is the fastest and the most comfortable way of travelling to other cities and countries, but at the same time it is the most expensive too. When you go by plane you must arrive at the airport one or two hours before the flight and try not to miss the plane. On the plane you sit in a comfortable armchair and can watch a film, have a meal, listen to music, play a game, see the sky or sleep.

Travelling by train is slower than by plane, but when you are on the train you can look through the window and see the nature of the country. When you want to go by train you must buy a single or a return ticket in the booking office at the railway station or buy it online. Then you take your luggage and go to the railway station where you find the platform. From the platform you get on the train and your journey begins. If your train is a through train (поезд прямого сообщения, прямой, транзитный, беспересадочный) you don't have to change trains and your trip will be easy.

Travelling by ship is rather expensive and not very popular in our country but it is very popular abroad. On large ships and small river boats passengers can visit foreign countries and different places of interest of their country too. It is very nice to be on board the ship and to see the water, to feel a fresh sea wind which is blowing in the face and to hear the cry of the sea birds.

Travelling by car is very comfortable too. It gives you an immense sense of freedom. It opens up the possibility for many adventures along the way. You don't have to book tickets and don't depend on any schedule. You can take much luggage and put it at the back of the car. You can stop where and when you want and spend there as much time as you like.

Travelling on foot is very interesting for young people because they are very active and strong and can walk for many hours a day with their backpacks. You can go and see beautiful nature, animals and birds, swim in the lake or in the river,

make a fire and cook food, put a tent and sleep outdoors. You don't have to buy tickets and you can be sure that you won't miss a bus, a train or a plane.

4. Заполните словами из списка пропуски в диалоге.

single, train, leave, direct, platform, return, change, miss

Jerry: What time does our train _____, James?

James: I have no idea. Let me see. At 8.20, from _____ 5.

Jerry: Is it a _____ train or we should _____?

James: It is a direct train.

Jerry: Will we take a _____ ticket?

James: No, we'll take a _____ ticket. We can stay at my granny's house and come back tomorrow by morning. It leaves at 5.40.

Jerry: 5.40?! I'm not sure that I'll get up so early. What are we going to do if we _____ it?

James: Don't worry. We'll take the next _____, at 5.50.

Jerry: Well, that doesn't make me feel any better.

Контрольные вопросы

1. Назовите грамматические особенности модальных глаголов.
2. Перечислите основные модальные глаголы.
3. В каких случаях используются эквиваленты модальных глаголов?
4. Чем отличаются друг от друга заменители модального глагола *must: to be to* и *to have to*?

Практическая работа №18

Тема: Великобритания (географическое положение, климат, население; национальные символы; политическое и экономическое устройство, традиции).

Цель: развивать навыки распознавания и употребления в речи грамматических и лексических конструкций; расширить словарный запас по теме «Страны изучаемого языка».

Оборудование: раздаточный материал, словари.

Порядок выполнения работы

1. Прочитайте и переведите текст.

The United Kingdom of Great Britain and Northern Ireland

The United Kingdom of Great Britain and Northern Ireland is situated on two large islands called the British Isles. The larger island is Great Britain, which consists of three parts: England, Scotland and Wales. The smaller island is Ireland and there are about five thousand small islands.

The country's shores are washed by the Atlantic Ocean, the North Sea and the Irish Sea. The English channel separates Great Britain from the continent.

The total area of the U.K. is 244.00 square kilometres with a population of 56 million. It is one of the most populated countries in the world. The average density of population is very high: about 220 people per square kilometre. The greater part of the population is urban. About 80 percent of people live in numerous towns and cities. More than seven million people live in London area. Very often the inhabitants of The United Kingdom and Northern Ireland are called English.

The surface of the British Isles varies very much. There are many mountains in Scotland, Wales and northwest of England but they are not very high. Ben Nevis in Scotland is the highest mountain. The northern part of Scotland is mountainous and is called the Highlands. Scotland is also famous for its beautiful lakes, which are called Lochs.

The mountains in G.B. are not very high. There are many rivers in G.B., but they are not very long. The Thames is the deepest, the longest and the most important river in England.

The climate of G.B. is mild. It is not very cold in winter and hot in summer. The average temperature in January is about 5C above zero. February is the coldest month in the year. The summers are cool and rainy. July is the warmest month. There is much rain and fog in autumn and winter. October is the rainiest month in the year.

2. Выпишите из текста прилагательные в форме сравнительной и превосходной степеней сравнения.

3. Догадайтесь, в каких словах были переставлены буквы.

1. n t o i n e t c n
2. m r k o e t e l i
3. n i o t a n m u
4. r r t t e e e m p a u
5. u b u l e t i f a

4. Заполните пропуски в диалогах данными словами:

Pumpkins, trick-or-treating, Christmas tree, ghosts, Christmas (2), witches, Hallowe'en, presents (2), funny, goblins, decorated, lanterns

1)

- Hello, Alex!
- Hi, Ann! Haven't seen you for ages! Where have you been?
- Oh, I was at my relatives'.
- We celebrated¹. It was wonderful!
- We² the house and the³. I love this tradition. I bought⁴ for my relatives and I got a lot of nice⁵.
- You're lucky. Did you go out anywhere?
- Yes, we also visited some of their friends.
- Do you plan to go there next⁶?
- Yes, I'd love to.

2)

- Hello, Nadia! What are your plans for October 31st?
- Hi, Pete! Don't you know we are celebrating¹? It's an old English tradition and we also like it.
- Yes, I heard something about it, but I never took part in it. Could you tell me about it?
- Sure! Listen. On that day many homes are decorated and lit by² made from³ that have been hollowed out.
- Really? That's interesting. Go on, please.
- We dress up as⁴,⁵ and⁶ and go⁷ to neighbours.
- But why?
- Well, it's an old tradition. Besides, it's rather ...⁸.

Контрольные вопросы

1. Which of the British Isles is the larger island?
2. What are three parts of Great Britain?
3. What separates Great Britain from the continent?
4. What is the total area of the UK?
5. How many people live in the UK?
6. Where do about 80 percent of people live?
7. What is the highest mountain in UK? Where is it situated?
8. What is called the Highlands?
9. What is the deepest, the longest and the most important river in England?
10. Describe the climate of GB.

Практическая работа №19

Тема: США (географическое положение, климат, население; национальные символы; политическое и экономическое устройство, традиции).

Цель: развивать навыки распознавания и употребления в речи грамматических и лексических конструкций; расширить словарный запас по теме «Страны изучаемого языка».

Оборудование: раздаточный материал, словари.

Порядок выполнения работы

1. Запишите и выучите новые слова:

- 1) **Achievements** – *достижения*
- 2) **the Gulf of Mexico** – *Мексиканский залив*
- 3) **diverse** – *разнообразный*
- 4) **valleys** – *долины*
- 5) **prairies** – *прерии*
- 6) **considerable part** – *значительная часть*
- 7) **the Rocky Mountains** – *Скалистые горы*
- 8) **the Ontario** – *озеро Онтарио*
- 9) **Lake Huron** – *озеро Гурон*

- 10) **Lake Superior** – озеро Верхнее
- 11) **Lake Erie** – озеро Эри
- 12) **the Michigan** – озеро Мичиган
- 13) **deposits of coal, oil, zinc, silver, copper, iron** – месторождения угля, нефти, цинка, серебра, меди, железа
- 14) **moderate** – умеренный
- 15) **subtropical continental** – субтропический континентальный
- 16) **average** – средний
- 17) **above zero** – выше нуля
- 18) **below zero** – ниже нуля
- 19) **belong** – принадлежит
- 20) **executive, legislative and judicial power** – исполнительная, законодательная и судебная власть
- 21) **the Navy** – военно-морской флот
- 22) **comprise** – включать в себя
- 23) **the House of Representatives** – палата представителей

2. Прочитайте и переведите текст

The USA or the United States of America is a well-known country due to its great territory, long history and unique **achievements**. The USA is located on the North American continent. It has state borders with Canada and Mexico and is washed by two Oceans – the Atlantic and the Pacific. In the south it is washed by **the Gulf of Mexico**.

Actually, the whole territory of the USA consists of three parts. They are the USA, Alaska and the Hawaii. The total area is 9 400 000 sq km. American landscape is really **diverse**. The country has a lot of mountains, river, lakes, forests, **valleys, prairies**, deserts and canyons. However, the **considerable part** is taken by mountains. The Cordilleras lie in the west and the Appalachian Mountains occupy eastern part.

The Rocky Mountains extend from Alaska through Canada and the USA to Mexico. Main lakes are **the Ontario, Lake Huron, Lake Superior, Lake Erie and the Michigan**. The USA has rich **deposits of coal, oil, zinc, silver, copper, iron** and other mineral resources.

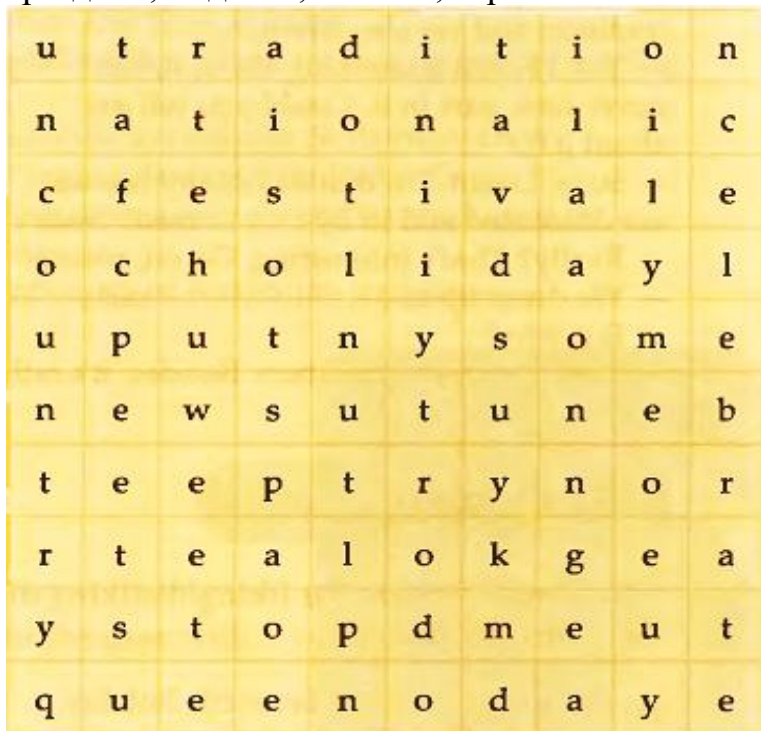
The climate of the USA is different as the country locates in terms of **moderate** and **subtropical continental**. **Average** summer temperature is about 14 degrees **above zero** in the western part and up to 32 degrees above zero in the southeast. Average winter temperature is from about 25 **below zero** in Alaska and up to 20 degrees above zero in Florida.

The USA **belongs** to the federative republics as it includes 50 states. The power is divided into **executive, legislative and judicial**. The president represents executive body and heads the army and **the Navy** of the USA. Congress has legislative power. There are 100 senators who **comprise** the Senate and 435 members in **the House of Representatives**. The various states have own

legislative and executive bodies. Still, their structure, functions and competence are governed by the Constitution of each state. They mustn't conflict with the Constitution of the USA.

3. Найдите 10 слов по теме «Традиции жителей англоговорящих стран»:

традиция, королева, праздновать, чай, национальный, фестиваль, праздник, индейка, обычай, страна



4. Составьте 10 вопросов к данному тексту на английском языке.

HOLIDAYS IN THE US

Federal holiday in the US is a day when workers have a paid day-off from their jobs. Some holidays are not federal holidays but are very popular holidays to celebrate.

The first day of January is New Year's Day. People in the US sometimes spend this day watching college football games and parades. On the third Monday in January, Americans celebrate Martin Luther King's birthday. Martin Luther King taught people to use peaceful demonstrations to change laws, instead of violence. Many laws were changed because of his work.

February 14th is Saint Valentine's Day. In the US, today people send cards called valentines, flowers, chocolates or small gifts to their friends. Presidents' Day (birthdays of George Washington and Abraham Lincoln) is celebrated on the 3rd Monday of February. Americans call George Washington "the father of the country". He was elected the first president. Abraham Lincoln was the 16th president. Lincoln gave Negro slaves freedom with the Emancipation Proclamation.

March 17th is St. Patrick's Day. This holiday comes from Ireland because St. Patrick was the Irish saint. Many people celebrate this holiday by wearing green clothes in honor of St. Patrick. Some people even drink green beer!

Easter is a Christian holiday that is celebrated on a Sunday between March 22nd and April 25th. Christians celebrate the resurrection of Jesus Christ. In the US, people attend religious services and family picnics.

Mother's Day on the second Sunday in May is a holiday to remember mothers with cards, flowers and presents.

Flag Day on June 14th is the anniversary of the adoption of the American flag in 1777. The third Sunday in June is Father's Day in the United States. This is a day when people remember their fathers with presents and cards.

The Fourth of July is a very important holiday in the US. Americans celebrate the independence of the thirteen American colonies from Great Britain and signing of the Declaration of Independence on July 4, 1776. This holiday is the "birthday of the United States of America". Americans celebrate this day with fireworks and parades.

In August there are no holidays to celebrate. Many families go on vacation or have picnics or go to the beach.

Labor Day, celebrated on the first Monday in September honors all working people in the US and Canada.

The 2nd Monday of October is Columbus Day, celebrating the historic trip of Christopher Columbus to the Americas in 1492. Columbus was Italian and this holiday is especially important to Italian-Americans.

October 31st is Halloween. Children in costumes go from house to house saying "trick or treat". The treat is usually a candy and tricks are rarely done. A symbol of Halloween is the jack-o-lantern, which is made of a pumpkin.

Thanksgiving Day is the 4th Thursday in November. On this day Americans remember how the Indians helped the Pilgrims by teaching them how to farm and hunt. On this day, they give thanks for their food, their country, and their families.

December 25th is Christmas. Many people decorate their houses with Christmas trees and lights and give presents to each other. Children hang stockings for Santa Claus to fill with gifts. As you can see the US is a country of many holidays!

Контрольные вопросы

1. Where is the USA located?
2. What is the total area of the USA?
3. Describe the climate of the USA.
4. What is Easter?
5. Why is the Fourth of July a very important holiday in the US?

Практическая работа №20

Тема: Великобритания и США (крупные города, достопримечательности).

Цель: развивать навыки распознавания и употребления в речи

грамматических и лексических конструкций; расширить словарный запас по теме «Страны изучаемого языка».

Оборудование: раздаточный материал, словари.

Порядок выполнения работы

1. Прочитайте и переведите текст.

London is the capital of Great Britain. It's a very big city. London is situated on the river Thames. The Thames is the deepest river in Britain. There are 27 bridges over the Thames. Tower Bridge is one of the oldest and most beautiful bridges in London. It is more than 100 years. About 9 ml people live in London. London is one of the most beautiful cities in the world. It is also a very old city. London is 2000 years old.

London consists of 3 main parts: the City, the West End and the East End. The City is the Heart of London, its business centre. There are many banks and offices there. The West End is the richest part of London. The main interesting places are situated there. And the East End is a working part of London.

The political centre is Westminster. Westminster Abbey is the traditional place of coronation for English monarchs. Many people are buried in the church.

There are many sights in London. Trafalgar Square is the most popular place for people to meet. In the middle of the square there is Nelson's Column, which is 51 m. high. The King of England lives in Buckingham palace. It is the most famous place in London. There are 600 rooms in it. It has an indoor swimming pool and a cinema.

One of the greatest English churches, St. Paul's Cathedral, is not far from the Tower of London. The famous English architect Sir Christopher Wren built it in the 17th century after the Great Fire. It is a beautiful building with many columns and towers. It is a royal church.

The most interesting museum is the Tower of London. The Tower of London was a fortress, a palace, a prison and the King's Zoo. Now it's a museum. There are always black ravens in the Tower of London. People believe that London will be rich while the ravens live there.

2. Составьте названия достопримечательностей:

- | | |
|-----------------|---------------|
| 1. Big | a) Cathedral |
| 2. Trafalgar | b) Palace |
| 3. The British | c) London |
| 4. The National | d) Museum |
| 5. Buckingham | e) Abbey |
| 6. Westminster | f) Ben |
| 7. The Houses | g) Square |
| 8. The Tower | h) Gallery |
| 9. St. Paul's | i) Parliament |

3. Выберите правильный вариант:

1. London is the capital of
 - a) Scotland
 - b) Great Britain
 - c) America
2. St. Paul 's Cathedral is
 - a) a church
 - b) a fortress
 - c) a museum
3. The queen lives in
 - a) Buckingham Palace
 - b) The Tower of London
 - c) Westminster Abby
4. London is situated on the river
 - a) Volga
 - b) Thames
 - c) Seven
5. The Tower of London now is
 - a) prison
 - b) a museum
 - c) the Zoo
6. The Heart of London is
 - a) Westminster
 - b) the West End
 - c) the City

4. Вставьте пропущенные буквы.

Br...dge F...rtr...ss T...wer S...ghts C...pit...l P...lace Pr...son

5. Составьте как можно больше слов, состоящих из букв словосочетания

Buckingham palace.

6. Подготовьте сообщение об одном из крупных городов США.

Контрольные вопросы

1. Where is London situated?
2. How old is the capital of GB?
3. Which parts does London consist of?
4. Name the most famous sights of London.
5. What is the Tower of London now?

Практическая работа №21

Тема: Россия. Географическое положение, климат, население.

Цель: развивать навыки распознавания и употребления в речи условных предложений 1 типа; расширить словарный запас по теме «Россия».

Оборудование: раздаточный материал, словари.

Порядок выполнения работы

1. Раскройте скобки, поставив глаголы в форму **Present Simple** или **Future Simple**.

1. If Peter _____ (come) to my place, we _____ (go) to play in the yard.
2. If Peter _____ (not come) to my place, I _____ (watch) TV.
3. If Frank's parents _____ (have) their holidays in summer, they _____ (go) to the seaside.

4. If they _____ (have) their holidays in winter, they _____ (stay) at home.
5. If the fog _____ (thicken), Harold _____ (put up) the tent for the night.
6. When I _____ (finish) my work, I _____ (go) to the cinema.
7. We _____ (buy) this book as soon as our mother _____ (give) us some money.
8. When we _____ (come) to your place you _____ (show) us your present.
9. I _____ (return) you your ring when you _____ (ask) me.
10. I _____ (wait) for my friend until he _____ (come) from the shop.
11. My father _____ (start) writing before the sun _____ (rise).
12. As soon as you _____ (finish) your study I _____ (present) you with a new flat.

2. Прочитайте и переведите текст.

With a total area of seventeen million square kilometers and population of about one hundred and fifty million, Russia, officially called the Russian Federation, is considered to be the largest country in the world. The Russian Federation is divided into eighty five federal subjects, twenty two of which are republics (Kalmykia, Komi, Dagestan, Ingushetia and others). The republics represent areas of non-Russian ethnicity and entitled to set their own official languages and establish their own constitutions. The capital of the country is Moscow.

Russia occupies the eastern half of Europe and the northern part of Asia. It borders on many countries, which had earlier been Soviet Republics, as well as with China, Japan, Korea, Finland and other countries. Russia is washed by twelve seas (the Black Sea, the White Sea, the Barents Sea, the Baltic Sea and some others) and three oceans (the Pacific, the Atlantic and the Arctic).

Russia is rather rich in water resources. The longest rivers are the Volga in Europe and the Ob, the Yenisei and the Lena in Asia. The largest lakes are Ladoga and Baikal which is considered to be the deepest fresh-water lake in the world.

There are two major plains in Russia: the Great Russian Plain and the West Siberian Lowland.

The most important mountain chains are the Caucasus, the Altai, the Urals, which are generally seen as the dividing line between Europe and Asia, and some others.

About eleven percent of Russia is tundra, a vast treeless region in which the subsoil is permanently frozen. The zone is known for its white nights in summer, and for days of total darkness in winter. However, less than one percent of Russia's population lives in this zone.

3. Запишите все возможные вопросы к предложению:

The plains occupy about sixty percent of the country's territory.

Контрольные вопросы

1. What is the official name of Russia?
2. How many federal subjects are there in Russia?
3. How many republics are there in Russia?
4. Which city is the capital of Russia?
5. How many seas is Russia washed by?
6. Which oceans is Russia washed by?
7. What are the longest rivers of Russia?
8. What are two major plains in Russia?
9. What is tundra?

Практическая работа №22

Тема: Национальные символы. Политическое и экономическое устройство.

Цель: развивать навыки распознавания и употребления в речи условных предложений 2 типа; расширить словарный запас по теме «Россия».

Оборудование: раздаточный материал, словари.

Порядок выполнения работы

1. Раскройте скобки, поставив глаголы в нужную форму.

1. If I (to have) a dog, I (to be) happy.
2. If she (not to have) this disease, she (to feel) well.
3. If he (to know) her number, he (to call) her?
4. You (to be) smarter if you (to study) better.
5. I (to think) you're joking if I (not to know) you.
6. How you (to spend) one million dollars if you (to have) it?
7. If I (to have) more time, I (to read) more.
8. If they (not to sleep) so much, they (to be able) to do more things.
9. You (to come) if she (to invite) you?
10. What you (to do) if she (to tell) you the truth?
11. Women (not to like) him so much if he (not to be) so attractive.
12. You (to do) her homework if she (to ask) you?

2. Прочитайте и переведите текст.

The state symbols of Russia

A state symbol is a special historically established distinctive sign of a particular state, established by the constitution or special law, embodying its national sovereignty, originality, and sometimes also bearing a certain ideological meaning (state flag, national emblem, national anthem).

The Russian flag has three equal horizontal fields with white at the top, blue in the middle and red at the bottom. Some Russians believe that white stands for generosity, blue for loyalty and red for courage. But there is no official explanation for the meaning of the colors. When Russian people celebrate their national

holidays you can see the national flag in all streets, squares, official buildings, blocks of flats and houses in big cities, small towns and villages.

The Russian coat-of-arms can be described as the eagle carrying a sceptre, the sign of state power, and an orb, the sign of unity. The emblem also includes St George. It is the oldest Russian symbol of love for Motherland. The double-headed eagle is the emblem of Russia. Above the heads there are three crowns. Three crowns is the symbol of sovereignty of the state, equality of the main governmental branches of power – legislative, judicial and executive.

The “State Anthem of the Russian Federation” is the name of the official national anthem of Russia. It uses the same melody as the “State Anthem of the Soviet Union”, composed by Alexander Alexandrov, and new lyrics by Sergey Mikhalkov.

3. Найдите в тексте перевод данных слов и словосочетаний:

- 1) исторически принятый отличительный знак
- 2) поле (в разных значениях)
- 3) великодушие, благородство
- 4) верность, преданность
- 5) смелость, храбрость
- 6) герб
- 7) скипетр
- 8) держава
- 9) независимость, суверенитет
- 10) равенство
- 11) владычество, власть

4. Переведите фрагмент текста:

Russia, our holy country!

Russia, our beloved country!

A mighty will, a great glory,

Are your inheritances for all time!

Be glorious, our free Fatherland!

Eternal union of fraternal peoples,

Common wisdom given by our forebears,

Be glorious, our country! We are proud of you!

Контрольные вопросы

1. What are the state symbols of the Russian Federation?
2. What is the state flag? What do colours of it (red, white and blue) mean?
3. What do three crowns of Russian coat of arm mean?
4. What does St. George on the breast of eagle mean?
5. What does the scepter mean?
6. What does the orb mean?
7. Who are the authors of the state anthem of the Russian Federation?

Практическая работа №23

Тема: Москва – столица России. Достопримечательности Москвы.

Цель: развивать навыки распознавания и употребления в речи условных предложений 3 типа; расширить словарный запас по теме «Россия».

Оборудование: раздаточный материал, словари.

Порядок выполнения работы

1. Найдите к каждому началу предложения его окончание.

Переведите получившиеся предложения.

- | | |
|--|---|
| 1) You could have done much better in the exam ... | a) ... if she had spoken Japanese quite well. |
| 2) If the weather had been nice ... | b) ... if it hadn't been so old. |
| 3) I wouldn't have bought that book ... | c) ... if I'd known how dull it was. |
| | d) ... I would have got wet. |
| 4) She would have gone to Japan last summer ... | e) ... we could have gone horse-riding. |
| | f) ... if you had taken private lessons. |
| 5) If I hadn't taken an umbrella ... | |
| 6) That building wouldn't have fallen down ... | |

2. Поставьте глаголы из скобок в необходимую форму.

1. If I ... (save) more money, I ... (go) to Australia.
2. If our parents ... (not argue), we ... (spend) the weekend together.
3. They ... (not allow) him to enter the office if he ... (not put on) a tie.
4. If the storm ... (not break out), the ship ... (not sink).
5. I ... (take) you to the airport if I ... (have) a car.
6. You ... (not visit) the doctor if you ... (not drink) cold milk.
7. She ... (not lose) her bag if she ... (be) more careful.
If the driver ... (not take) the wrong turning, we ... (not arrive) late.

3. Прочитайте и переведите текст.

Places of Interest in Moscow

Moscow is the biggest city of Russia and its capital. The city is situated on the Moskva River and was found more than 800 years ago. Nowadays, Moscow is one of the most beautiful cities in the world. It has many attractive parks and squares, great architectural wonders and countless places of interest.

Special attention is always put to the city center, as there are the most famous sights. Among them, the outstanding Kremlin and the Red Square, the Bolshoi and the Maly Theaters, Saint Basil's Cathedral, the Historical Museum, the Armoury Chamber and many others. Moscow is not only the official capital of Russia, it's also considered to be the cultural, educational, industrial and scientific center of the country. That's why, the largest and most important museums, galleries, opera houses, universities, companies, research centers are all situated there.

The best place for art lovers in Moscow is the Tretyakov State Gallery, which holds a large collection of Russian fine art. Another interesting collection of paintings and sculptures is held in the Pushkin Museum of Fine Arts. In the very heart of the capital one can find the Historical Museum and the Armoury chamber. Both these museums can tell more about Russian history than any other place. One of the newest and most famous religious sights in Moscow is The Cathedral of Christ the Saviour.

It's situated on the bank of the Moskva River and is known as the tallest Orthodox church in the world. The view of Christ the Saviour's Cathedral strikes imagination with its grandeur and magnificence.

Other than that, Moscow has a great number of famous parks, squares, theaters, monuments, streets and concert halls. Undoubtedly, Moscow is a very special city.

4. Найдите в тексте перевод данных слов:

- 1) столица
- 2) расположен
- 3) был основан
- 4) площадь
- 5) достопримечательности
- 6) выдающийся
- 7) Оружейная палата
- 8) научный центр
- 9) русское изобразительное искусство
- 10) Пушкинский музей изобразительных искусств
- 11) поражает воображение
- 12) великолепие
- 13) огромное количество
- 14) театр
- 15) памятник
- 16) церковь

Контрольные вопросы

1. Какое действие выражают условные предложения 1 типа?
2. Приведите пример условных предложений 2 типа.
3. В каких ситуациях используются условные предложения 3 типа?
4. В чем состоит особенность употребления вспомогательных глаголов в условных предложениях 2 типа?

Практическая работа №24

Тема: Традиции народов России.

Цель: развивать навыки распознавания и употребления в речи грамматических и лексических конструкций; расширить словарный запас по теме «Россия».

Оборудование: раздаточный материал, словари.

Порядок выполнения работы

1. Раскройте скобки, употребляя глаголы в требуемой форме условного наклонения.

1. If Felix (to be) _____ here I would have seen him.
2. Michael would not agree even if you (to ask) _____ him.
3. If they (mention) _____ this yesterday, everything would have been done.
4. If I (to find) _____ that letter, I'll show it to you.
5. If I meet him, I (to invite) _____ him.
6. Would they come if we (to invite) _____ them?
7. The boss (be) _____ very disappointed if you aren't at the meeting tomorrow.
8. The teacher said, "I'll begin the lesson as soon as Jack _____ (stop) talking."
9. The old gentleman doesn't go out in winter. He _____ (go) out if the weather gets warmer.
10. She's flying to Cairo tomorrow. She'll send her family a telegram providing she _____ (arrive) with a delay.
11. If the plane had left on time, they _____ (be) in Minsk now.
12. If they hadn't walked 40 km, they _____ (not / be) exhausted now.
13. What would have become of us, if I _____ (not come) to you then!'
14. What is the answer if you (add) _____ 17 to 75?

2. Прочитайте и переведите текст.

RUSSIAN TRADITIONS

Almost every nation and country has a reputation of some kind. First, let's speak about Russian people. To my mind, the main traits of their characters that differ them from other people are hospitality, their «open heart», «golden hands», and wise Russian fairy-tales reflect this wisdom. Our people are hardworking, patient, never losing hope for better life. The Russians are talented people. Russia gave the world famous names of Pushkin and Lermontov, Chaikovsky and Repin, thousands of names of world-famous poets, writers, composers, scientists. All of them are the pride of the nation because they sang the beauty of our nature and people.

Our country is famous for Russian traditional specific crafts and its skilled craftsmen. Painted boxes of Palekh, coloured shawls of Pavlov Posad, clay toys of Dymkovo, laces of Vologda are known all over the world.

The names of Gzhel and Khokhloma are considered to be the symbols of Russia as well as matryoshkas and samovars. The history of khokhloma goes back into the 17th century. Producing of tableware - dishes, spoons, mugs was begun at that time in the villages of Syomino and Khokhloma in the Nizhny Novgorod Province, on the banks of the great Russian river Volga. Many carpenters, painters

have been working since then reviving traditions of old masters. The Khokhloma style is characterized by using plant elements in painting the tableware. The prevailing colours are black, yellow, golden, green and red. And nowadays this craft is sure to be saved, it will be developed and brought into the future by the new generation of painters.

Now we celebrate the forgotten holidays – Troitsa, Maslenitsa, the Easter. We again sing Russian folk songs and chastushki, dance Barinya and perform khorovods, ride in troikas. Traditional Russian cooking is world-famous for such dishes as okroshka, shi, pelmeni, kurnik, kvas. We begin to build and reconstruct churches. The example of it is the building of the Cathedral of Christ the Saver in Moscow. It is the symbol of reviving human feelings, national pride and patriotism.

3. Переведите словосочетания на английский язык.

Главные черты характера, гостеприимство, открытое сердце, золотые руки, особые ремесла, умелые ремесленники, расписные шкатулки Палеха, цветастые шали Павлова Посада, считаются символами России, стиль Хохлома, привнести в будущее новое поколение художников, традиционная русская кухня, возрождение национальной гордости.

Контрольные вопросы

1. What are the main traits in Russian people's character?
2. What specific Russian crafts do you know?
3. What is Khokhloma style characterized by?
4. What are traditional Russian dishes?

Практическая работа №25

Тема: Основные понятия профессии железнодорожника. Особенности подготовки по специальности.

Цель: развивать навыки распознавания и употребления в речи неличных форм глагола; расширить словарный запас по теме «Современный мир профессий».

Оборудование: раздаточный материал, словари.

Порядок выполнения работы

1. Спишите и запомните слова и словосочетания:

electrician — электрик.

electrical systems — электрические системы.

wiring — проводка.

circuit breakers — автоматические выключатели.

outlets — розетки.

voltage testers — тестеры напряжения.

commercial buildings — коммерческие здания.

industrial facilities — промышленные объекты.

wire strippers — щипцы для зачистки проводов.
pliers — плоскогубцы.
screwdrivers — отвертки.
trouble shooting — устранение неисправностей.
building codes — строительные нормы.
technical documents — технические документы.
safety precautions — меры безопасности.
formal training program — формальная программа обучения.
apprenticeship program — программа стажировки.
certification exam — экзамен на сертификацию.
infrastructure — инфраструктура.
powered — обеспеченный электроэнергией.

2. Прочитайте и переведите текст.

My Future Specialty

Electricians are skilled professionals who specialize in installing, maintaining, and repairing electrical systems.

They work in homes, commercial buildings, and industrial facilities.

Electricians use a range of tools and equipment to perform their work, such as wire strippers, pliers, screwdrivers, and voltage testers.

Some common tasks that an electrician might perform include installing and repairing electrical wiring, replacing circuit breakers, and troubleshooting electrical problems.

Electricians must have a good understanding of electrical systems and building codes, as well as the ability to read and interpret blueprints and other technical documents.

They must also take proper safety precautions to prevent accidents and injuries.

If you are interested in becoming an electrician, you will need to complete a formal training program and obtain a license.

This typically involves completing an apprenticeship program and passing a certification exam.

Electricians play a critical role in ensuring that our homes, buildings, and infrastructure are powered safely and efficiently.

3. Выпишите из текста предложения с инфинитивом.

Контрольные вопросы

1. Какие формы глагола называют неличными.
2. Перечислите неличные формы глагола.
3. Какие формы имеет инфинитив в английском языке?
4. Приведите пример предложения с инфинитивом.

Практическая работа №26

Тема: Специфика работы и основные принципы деятельности железнодорожника.

Цель: развивать навыки распознавания и употребления в речи неличных форм глагола; расширить словарный запас по теме «Современный мир профессий».

Оборудование: раздаточный материал, словари.

Порядок выполнения работы

1. Раскройте скобки, используя сложное дополнение. Переведите предложения на русский язык.

1. I want (she) to be my wife.
2. My brother taught (I) to swim and dive.
3. They would like (we) to read aloud.
4. Bob advised (she) to stay for another week.
5. We expect (he) to arrive at noon.
6. I heard (you) open the door.
7. Dad always makes (I) go fishing with him every weekend.
8. Our parents expect (we) to stop quarreling.
9. Sara never lets (he) drive her car.
10. I saw (you) cross the street.

2. Прочитайте и переведите текст.

Opportunities are everywhere for skilled electricians! Imagine the places you can go:

Residential and commercial builders use electricians to wire buildings, install components and lighting, and interpret blueprints.

Specialty contractors and communications companies need electrical technicians to build and integrate networks and A/V systems.

Manufacturers hire electricians to install and maintain complex equipment that keeps their factories running.

Security and entertainment businesses, governments, healthcare, and companies of all sizes need electrical technicians to keep them humming.

The tasks you will have:

Connect wires to circuit breakers, transformers, or other components.

Repair or replace wiring, equipment, or fixtures, using hand tools or power tools.

Assemble, install, test, or maintain electrical or electronic wiring, equipment, appliances, apparatus, or fixtures, using hand tools or power tools.

Test electrical systems or continuity of circuits in electrical wiring, equipment, or fixtures, using testing devices, such as ohmmeters, voltmeters, or oscilloscopes, to ensure compatibility and safety of system.

Use a variety of tools or equipment, such as power construction equipment, measuring devices, power tools, and testing equipment, such as oscilloscopes, ammeters, or test lamps.

Plan layout and installation of electrical wiring, equipment, or fixtures, based on job specifications and local codes.

Inspect electrical systems, equipment, or components to identify hazards, defects, or the need for adjustment or repair, and to ensure compliance with codes.

Direct or train workers to install, maintain, or repair electrical wiring, equipment, or fixtures.

Diagnose malfunctioning systems, apparatus, or components, using test equipment and hand tools to locate the cause of a breakdown and correct the problem.

2. Выпишите из текста конструкции с инфинитивом. Обозначьте их функции в предложении.

3. Составьте словосочетания.

- | | |
|-----------------|-------------------------|
| 1. electrical | a. equipment |
| 2. local | b. of electrical wiring |
| 3. test | c. breakers |
| 4. hand | d. devices |
| 5. measuring | e. technicians |
| 6. installation | f. tools |
| 7. circuit | g. codes |

4. Поставьте буквы в нужном порядке, чтобы получить слова.

o n l n s i t a a t i l	u e n i p e t m q
r o m h e m t e	l o r e m b p

Контрольные вопросы

1. What do electrical technicians do?
2. What are the duties and responsibilities of electrical technicians?
3. What opportunities are everywhere for skilled electricians?
4. Why did you choose this profession?

Практическая работа №27

Тема: Машины и механизмы.

Цель: развивать навыки распознавания и употребления в речи неличных форм глагола; расширить словарный запас по теме «Промышленные технологии».

Оборудование: раздаточный материал, словари.

Порядок выполнения работы

1. Перефразируйте следующие предложения, употребляя сложное подлежащее.

ПРИМЕР. People consider the climate there to be very healthy. = **The climate there is considered to be very healthy (Complex Subject).**

1. People consider the climate there to be very healthy.
2. It was announced that the Chinese dancers were arriving the following week.
3. It is expected that the performance will be a success.
4. It is said that the book is popular with both old and young.
5. It is believed that the poem was written by an unknown soldier.
6. It is supposed that the playwright is working at a new comedy.
7. It is reported that the flood has caused much damage to the crops.
8. It was supposed that the crops would be rich that year.
9. It has been found that this mineral water is very good for the liver.
10. Scientists consider that electricity exists throughout space.
11. It is said that the weather in Europe was exceedingly hot last summer.
12. It was reported that five ships were missing after the battle.

2. Прочитайте и переведите текст

Mechanisms and Simple Machines

Mechanism: the fundamental physical or chemical processes involved in or responsible for an action, reaction or other natural phenomenon.

Machine: an assemblage of parts that transmit forces, motion and energy in a predetermined manner.

Simple Machine: any of various elementary mechanisms having the elements of which all machines are composed. Included in this category are the lever, wheel and axle, pulley, inclined plane, wedge and the screw.

The word *mechanism* has many meanings. In kinematics, a mechanism is a means of transmitting, controlling, or constraining relative movement. Movements which are electrically, magnetically, pneumatically operated are excluded from the concept of mechanism. The central theme for mechanisms is rigid bodies connected together by joints.

A *machine* is a combination of rigid or resistant bodies, formed and connected so that they move with definite relative motions and transmit force from the source of power to the resistance to be overcome. A machine has two functions: transmitting definite relative motion and transmitting force. These functions require strength and rigidity to transmit the forces.

The term *mechanism* is applied to the combination of geometrical bodies which constitute a machine or part of a machine. A *mechanism* may therefore be defined as a combination of rigid or resistant bodies, formed and connected so that they move with definite relative motions with respect to one another.

Although a truly *rigid body* does not exist, many engineering components are rigid because their deformations and distortions are negligible in comparison with their relative movements.

- The *similarity* between *machines* and *mechanisms* is that
- they are both combinations of rigid bodies
 - the relative motion among the rigid bodies are definite.

3. Составьте сообщение о том, с какими машинами и механизмами работают техники-электрики.

Контрольные вопросы

1. Какая конструкция называется сложным дополнением?
2. Какие формы инфинитива используются в сложном дополнении?
3. Какая конструкция называется сложным подлежащим?
4. Приведите пример предложения со сложным подлежащим.

Практическая работа №28

Тема: Промышленное оборудование.

Цель: развивать навыки распознавания и употребления в речи неличных форм глагола; расширить словарный запас по теме «Промышленные технологии».

Оборудование: раздаточный материал, словари.

Порядок выполнения работы

1. Раскройте скобки, употребляя герундий.

1. The doctor insisted on (send) the sick man to hospital.
2. He was good at (repair) cars.
3. She was sorry for (come) late.
4. The children ran out the room and began (play).
5. He seemed sorry for (be) rude.
6. The girl had no talent for (dance).
7. After (check) the students' papers, the teacher handed them back.
8. Excuse her for (break) her cup.
9. She was proud of (win) the prize.
10. She accused the boy of (steal) her purse.
11. I don't mind (open) the window.
12. I objected to my mother (do my room).
13. They enjoy (watch) her dancing.
14. She doesn't feel like (see) him.
15. She never approved of her daughter (drink) so much coffee.

2. Прочитайте и переведите текст.

Main types of ammeters and voltmeters

Ammeters and voltmeters are made to operate on the same principle. The two principle kinds are the moving coil and moving iron types.

The electro-magnetic effect of the current is the one chiefly made use of for measuring purposes. Moving iron instruments employ this effect. The moving-

iron instrument consists of a fixed coil of wire carrying the current which magnetizes a small piece of soft iron mounted on the instrument spindle. In construction there are two varieties: the repulsion type having two pieces of iron; and the attraction type having only one.

In the attraction type of the instrument the bobbin carrying the wire is oblong instead of circular, and has only a narrow slot-shaped opening in the center.

A thin flat piece of iron, which is mounted on the instrument spindle, is sucked into this opening by magnetic attraction when the current flows. Either gravity or spring control can be used on moving-iron instruments and damping is usually by means of an air-dash-pot.

A moving-coil instrument may be compared to a miniature direct-current motor in which the armature never moves more than about a quarter of a revolution.

When a current flows through the coil of a moving-coil type ammeter, it becomes a magnet, one face being of north, and the other of south polarity.

These poles are attracted by the poles of opposite polarity of the permanent magnet, and the coil tends to turn until its axis is parallel with the line joining the pole pieces of the permanent magnet. This movement is proportional to the current flowing and is opposed by the control springs. A pointer fixed to the coils moves over a graduated scale and indicates the current flowing in amperes. The scale of this type of instrument is evenly divided, but the positive terminal must be connected to the positive terminal of the supply or the instrument tends to read backward. Such an instrument is only suitable for d. c. circuits.

Moving-coil instruments are more accurate and sensitive, but more expensive than those of moving-iron types.

3. Переведите на английский язык:

- 1) электромагнитный тип;
- 2) магнитно-электрический тип;
- 3) ось;
- 4) репульсионный тип;
- 5) притягивающий тип;
- 6) продолговатый;
- 7) устанавливать;
- 8) втягивать;
- 9) воздушный успокоитель.

4. Вставьте пропущенные слова:

1. In the attraction type of the ... (механизмы) the bobbing is ... (продолговатый) instead of ... (круглый).

2. A small piece of ... (железо) is mounted on the instrument ... (ось).

3. ... (Амортизация) is usually by means of an ... (воздушный успокоитель)

4. The ... (якорь) never moves more than about a quarter of a ... (полный оборот) in a miniature d. c. motor.

5. ... (катушечный) movement is proportional to ... (движение тока) and is opposed by the ... (пружинный механизм).

6. ... (Стрелка) indicates the ... (ток) flowing in ... (ампер).

7. The ... (положительный) terminal must be connected to the ... (положительный) terminal of the ... (питание) or the ... (механизм) tends to read ... (наоборот).

Контрольные вопросы

1. What are the two principle kinds of ammeters and voltmeters?
2. What is the construction of a moving iron instrument?
3. What are the two types of moving iron instrument?
4. How does a moving coil instrument work?
5. What instrument is suitable only for d.c.?
6. What instruments are more expensive and sensitive: moving coil or moving iron instruments?

Практическая работа №29

Тема: Работа на производстве.

Цель: развивать навыки распознавания и употребления в речи неличных форм глагола; расширить словарный запас по теме «Промышленные технологии».

Оборудование: раздаточный материал, словари.

Порядок выполнения работы

1. Раскройте скобки, используя подходящую форму глагола.

1. Pauline couldn't manage (**eat**) all the ice cream
2. I have decided (**not sell**) my bike after all.
3. A witness reported (**see**) Terry at the scene of the crime.
4. William pretended (**not notice**) the "No Parking" sign.
5. I suppose I tend (**buy**) more books than I used to.
6. Sometimes I regret (**move**) to this part of the country.
7. Did you notice anyone (**wait**) outside when you.
8. Mark expects (**finish**) work round about 6.00.

2. Прочитайте и переведите текст.

I'm an electrician in the oil industry. I work for BP company. I help to install, maintain and repair electrical wiring, fixtures and control equipment. This includes troubleshooting when things go wrong. A lot of my work is outdoors. I work in all kinds of weather. Sometimes I work in very high places. During any working week, I use all of my personal protective equipment (PPE): a hard hat, safety glasses with side shields, safety shoes, safety gloves, hearing protection, safety harness and breathing apparatus. I also use a special insulating rubber matting. I can stand or sit on it when I work. It reduces the risk of shock.

Electricity creates two main hazards. The first is electrocution. If electricity enters your body, it can burn you badly or kill you. The other hazard is a spark. Sparks are generally hazardous, but especially in the oil and gas industry. If there is a spark in an area with flammable gas, of course there can be explosion. I work very carefully and check everything. Is the electricity switched off? Am I using the right PPE? And other electricians check my work too. We look out for each other.

3. Вставьте подходящие слова:

1. The _ is responsible for every _ in the factory. (engineering/engineer/engine).

2. I'm a _, but I want to become a _ engineer. (mechanical/mechanic/mechanics).

3. The lab _ maintains all the _ equipment. (technician/technical/technology)

4. The _ repairs all the _ equipment on the rig. (electrical/electrician/electricity).

4. Задайте все виды вопросов к следующим предложениям.

1. Electricity creates two main hazards.
2. Sometimes I work in very high places.
3. I work very carefully and check everything.

Контрольные вопросы

- 1) Why did you decide to become an electrical technician?
- 2) Did anybody advise you to choose a career in this field?
- 3) What can you say about the role of an electrical technician in the civilized society?
- 4) What skills and abilities should an electrical technician possess?

Практическая работа №30

Тема: Чемпионат профессионального мастерства «Профессионалы».

Цель: развивать навыки распознавания и употребления в речи неличных форм глагола; расширить словарный запас по теме «Промышленные технологии».

Оборудование: раздаточный материал, словари.

Порядок выполнения работы

1. Прочитайте и переведите текст.

The Professionals Professional Skills Championship is an all – Russian competition for professionals and young professionals aimed at demonstrating the competencies of the contestants and working on the formation of prototypes of "products" in a certain economic area.

The initiator of the creation was the federal project "Professionalism" and the national project "Education".

The competition is aimed at supporting talented young professionals and their employment in leading companies of domestic manufacturers.

The Professionals Professional Skills Championship is an all-Russian platform and is aimed at creating conditions and a motivation system that contribute to increasing the importance and prestige of working professions, professional growth of young people through the harmonization of best practices. The competition demonstrates professional skills in the most popular and in-demand competencies.

The federal operator of the competition was the federal State budgetary educational institution of additional professional education "Institute for the Development of Vocational Education".

The award has several objectives:

- creation of new and development of existing professional competencies, taking into account the specifics of the subjects of the Russian Federation according to the requests of the real sector of the economy;
- identification, development and support of talented, promising youth and young professionals with a high level of professional skills and assistance in their employment;
- popularization of the most in-demand working professions and competencies among adolescents and young people;
- Development of the secondary vocational education system.

Competitive competencies of the main category of the championship award:

- 3D Modeling for computer games
- Automation of business processes
- Production of prototypes
- Corporate protection against internal threats to information security
- Body repair
- Laboratory chemical analysis
- Medical and social care
- Mechatronics
- Mobile Robotics
- Maintenance and repair of relay protection and automation equipment
- Car painting
- Fire safety
- Software solutions for business
- Industrial automation
- Industrial mechanics and installation
- Work on universal lathes
- Work on milling universal machines
- Reverse engineering
- Repair of unmanned aerial vehicles
- Repair and maintenance of passenger cars
- Welding technologies
- Air transport service
- Network and system administration
- Metalwork

- Rescue operations
- Locomotive control
- Management of the transportation process in railway transport
- Refrigeration and air conditioning systems
- Operation of water transport vessels
- Electrical installation
- Electronics

Schoolchildren from 14 years of age and older, college students and young specialists of enterprises in various fields of industry can become participants in the Professionals championship. The competitions are held in two categories: main and junior.

The winners and prize-winners of the championship receive the opportunity of internship and employment in their chosen specialty. Monetary rewards are also provided: for the first place – a bonus of 300 thousand rubles, for the second – 200 thousand rubles, for the third – 100 thousand rubles.

The competition is held in 3 stages: regional, qualifying and final. The awarding of the winners takes place at the International Forum-exhibition "Russian Industrialist".

2. Найдите в тексте перевод следующих лексических единиц:

- 1) всероссийское соревнование
- 2) поддержка талантливых специалистов
- 3) повышение значимости и престижа рабочих профессий
- 4) профессиональные навыки
- 5) наиболее востребованные компетенции
- 6) запросы реального сектора экономики
- 7) развитие системы среднего профессионального образования
- 8) стажировка и трудоустройство по выбранной специальности

Контрольные вопросы

1. Would you like to take part in the championship?
2. In what competence could you compete?
3. Which competencies are suitable for your specialty?
4. What opportunities can the championship provide to future electrical technicians?

Практическая работа №31

Тема: Достижения науки.

Цель: развивать навыки распознавания и употребления в речи грамматических и лексических конструкций; расширить словарный запас по теме «Технический прогресс».

Оборудование: раздаточный материал, словари.

Порядок выполнения работы

1. Раскройте скобки, употребляя глаголы в Present Simple, Past Simple или Future Simple.

1. I (to go) to bed at ten o'clock every day. I (to go) to bed at ten o'clock yesterday. I (to go) to bed at ten o'clock tomorrow.

2. I (not to go) to school every day. I (not to go) to school yesterday. I (not to go) to school tomorrow.

3. You (to watch) TV every day? You (to watch) TV yesterday? You (to watch) TV tomorrow?

4. When you (to leave) home for work every day? When you (to leave) home for work yesterday? When you (to leave) home for work tomorrow?

5. My brother (to go) to work every day. He (to leave) home at eight o'clock. His office (to be) near our house and he (to walk) there. He (not to take) a bus. Yesterday he (not to go) to work. Yesterday he (to get) up at nine o'clock.

6. ... you (to have) time yesterday? – No, I

7. What you (to buy) at the shop yesterday? – I (to buy) a book.

8. Yesterday my father (not to read) newspapers because he (to be) very busy. He (to read) newspapers tomorrow.

2. Прочитайте и переведите текст.

Scientific and technical progress

The basis of scientific and technical progress of today is new informational technology which is very different from all the previous technologies. Thanks to up-to-date software and robots new informational technologies can make many processes much faster and transmit information more quickly. It is important today because the quantity of information grows rapidly.

New information also has its peculiarities. Firstly, more and more employees work in the sphere of service and information. Secondly, more and more huge databases appear to collect and store the information. And finally, information and IT become goods and start playing important part in the country's economy.

These processes affect social structures and values. It becomes important to learn to get new knowledge quickly and sometimes to change your qualification. IT can first lead to unemployment, but later create even more workplaces especially for highly qualified professionals. While the hardest work can be performed by robots and routine calculations by computers, in the future people with the most creative mind and numerous fresh ideas will get better career chances.

On one hand technology development gives more access to professional and cultural information and leads to new forms of individual enterprises. But on the other hand there is a danger of total control of private life unless special laws are enforced by the government.

Another danger is «intellectual terrorism» when computer viruses block important programs. There are other directions of technical and scientific progress of today. One of them is the development of new ecologically clean sources of energy using sun, gravitation, winds or rain. New kind of transports

and new agricultural methods that do not harm our nature are being developed today.

Breakthroughs in science have led to creation of artificial viruses for new medicines and products, body organs for transplantation and productive soils for growing vegetables and crops. Many new materials and technologies are being used in our everyday life.

All these innovations may have influence on our life, social relations and globally on our Earth. The influence can be very different: from psychological and health problems of children who spend too much time online to an opportunity to prevent genetic diseases for future generations.

But the most difficult problems the humanity faces are global problems. The first and foremost is ecological problem: pollution of air, water and soil, exhaustion of natural resources. Renewable natural resources such as oxygen, forests, flora and fauna do not have enough time to regenerate. This leads to different changes in climate and nature such as depletion of ozone layer and other things that has not been properly studied by scientists yet.

Other crucial problems include wars, epidemics, and demographic problems. The only way to solve them is to work globally and in cooperation with other countries. And here the humanity should find a way to use new technologies for the common good. The solution of these problems cannot be postponed because otherwise people will have fewer chances to survive on this planet.

3. Найдите в тексте перевод данных слов

- 1) доступ
- 2) влиять
- 3) открытие, достижение, научный прорыв
- 4) вычисление
- 5) общее благо
- 6) зерновые культуры
- 7) важнейший, ключевой
- 8) база данных
- 9) развитие
- 10) сталкиваться
- 11) вредить, наносить вред
- 12) высококвалифицированный
- 13) человечество
- 14) вести к чему-то
- 15) иначе, в противном случае
- 16) особенности
- 17) как следует, должным образом
- 18) количество
- 19) быстро
- 20) возобновляемые природные ресурсы
- 21) программное обеспечение

- 22) решать проблему
- 23) источник
- 24) выживать
- 25) передавать, переслать
- 26) безработица
- 27) новейший, современный
- 28) ценности

Контрольные вопросы

1. According to the text, who will have better career chances in the near future and why?
2. What are the possible dangers of wide access to information?
3. What ecologically clean sources of energy do you know?
4. How can scientific innovations influence our everyday life?
5. What are the key problems that humanity faces today?
6. How can these problems be solved?
7. What ecological problems are mentioned in the text?
8. What are the benefits and the drawbacks of the scientific and technical progress?
9. How did the scientific and technical progress influence on electrical engineering?

Практическая работа №32

Тема: Современные информационные технологии. ИКТ в профессиональной деятельности.

Цель: развивать навыки распознавания и употребления в речи грамматических и лексических конструкций; расширить словарный запас по теме «Технический прогресс».

Оборудование: раздаточный материал, словари.

Порядок выполнения работы

1. Запишите новые слова:

- calculations – расчеты;
- simplify – упростить;
- drawing diagrams – черчение схем;
- grounding – заземление;
- short circuit currents – токи короткого замыкания;
- cable cross-section – сечение кабеля;
- economic current density – экономическая плотность тока;
- performing lighting calculations – выполнение светотехнических расчетов;
- geometrically correct light dispersion – геометрически правильное рассеивание света;
- complex arrangement – сложное расположение.

2. Прочитайте и переведите текст.

The work of an electrician involves various electrical devices and equipment. In his professional activity, an electrician performs various calculations, develops electrical circuits and selects various equipment. Doing all this takes a lot of time and in this case, the electrician will simplify the work by using computer programs.

There are now many different electrical engineering programs that perform professional tasks in this profession. The main goal of these programs is to simplify the work of an electrician, that is, the time spent on performing calculations and drawing diagrams is reduced to a minimum. In this work, we will consider the most common programs that can be used by electricians.

Based on their functions, existing programs can be divided into two main groups:

the first group includes programs for calculations - these are "Electrician", "Voltage Fall";

the second group includes programs that work with circuits and help build graphs - these are "DIALux", "sPlan", "Compass Electric", "Electronic WorkBench".

The first program that helps with calculations is "Electrician". It has a clear and simple interface, works using understandable technology, and performs its tasks quite accurately and quickly.

The program allows you to calculate power, grounding, current, voltage loss, short circuit currents; determine the wire diameter, resistance, heating, amount of heat, cable cross-section; check the selected cross-section for: heating, economic current density, voltage loss. This program can be used by a master to carry out electrical work. But the data obtained should be comprehended and analyzed, because it is dangerous to completely trust them. You need to rely more on your experience and acquired knowledge, and use computer calculations as auxiliary material.

The Voltage Fall program is used to calculate the cross-section and resistance of the wire, voltage loss; to determine the probability of heating at maximum load; for the selection of electrical equipment, the list of which is in the program. In their work, electricians perform a lot of calculation work, which takes quite a long time. It is much easier, more convenient and faster to carry out calculations on a computer through a special software package.

The lighting design program "DIALux" is intended for performing lighting calculations and designing both internal and external lighting. This program is freely available, and it allows you to perform any calculations at a professional level. Using this program, the user can receive the result of the work done in finished form. The program allows you to achieve the most natural image, which is achieved due to geometrically correct light dispersion.

The sPlan program allows you to create electrical diagrams. This program works well with vector graphics and has all the necessary functions to create a good drawing. This product can be used by both future specialists and professional

electricians. A student can easily draw an electrical circuit of a lathe, and an electrician can draw an electrical wiring diagram for an apartment or house.

The Compass-Electric program is used for equipment design and consists of two modules. The first module is a schema editor, the second is a database. In the circuit editor, you can create different types of circuits, ranging from a simple simple electrical circuit to circuits that have a large number of elements with their complex arrangement. The database contains all the components used in the project.

The Electronic WorkBench program is designed to analyze the operation of electronic circuits. An excellent program for modeling electrical circuits of almost any complexity. This program can be used not only by electricians in their work, but also by students to prepare and conduct laboratory work as part of a training course in electrical engineering, electronics, etc.

Such programs allow you not only to perform quick calculations, save time in solving a given production problem, optimize work, but also organize a self-learning process and remotely check the results.

Контрольные вопросы

1. Name the groups of existing programs used by electricians.
2. Describe the program “Electrician”.
3. What is the Compass-Electric program used for?
4. What is the Electronic WorkBench program designed for?

Практическая работа №33

Тема: Известные ученые и их открытия в России.

Цель: развивать навыки распознавания и употребления в речи грамматических и лексических конструкций; расширить словарный запас по теме «Технический прогресс».

Оборудование: раздаточный материал, словари.

Порядок выполнения работы **Russian Nobel prizewinners**

Every year, six Nobel prizes are awarded for outstanding work in science, literature, economics and the promotion of peace. This international prize was founded by the Swedish scientist Alfred Nobel, who invented dynamite and built up companies and laboratories in countries all over the world.

Many Russians have been nominated for the Nobel Prize since it started in 1901 and 19 of them have received the Nobel Prize for their outstanding contributions, particularly in the field of physics, but also in other areas.

The first Russian Nobel winner for medicine (1904) was Ivan Pavlov. He made many remarkable discoveries about blood circulation and the central nervous system and he discovered the conditioned reflex through his research on the digestive system. His experiments on dogs had a great impact on behavioral psychology.

Mikhail Sholokhov, the outstanding 20th century Russian writer, wrote and published a number of short stories while completing his most famous work “And Quiet Flows the Don”, which took him fourteen years to finish. He was awarded the Nobel Prize in Literature in 1965.

In 1978, Russian physicist Pyotr Kapitsa shared the Nobel Prize in Physics for his work on magnetism and low-temperature physics. He founded the Institute for Physical Problems in Moscow, and he was the oldest scientist ever to win the award.

The Nobel Peace Prize has been awarded over the years to individuals and organizations that work actively for peace and greater understanding. It was suspended during both World Wars. But it has been awarded to Russian physicist and civil rights campaigner Andrei Sakharov (1975) and to Soviet President Mikhail Gorbachev (1990).

2. Закончите предложения одним из слов, представленных ниже. Каждое слово можно использовать только один раз.

shared awarded followed became won

1. Russian writer Ivan Bunin wrote *The Gentleman from San Francisco*, which _____ him a Nobel Prize in 1933.

2. In 1964, Russian physicists Nikolay Basov and Alexander Prokhorov _____ the Nobel Prize in Physics with Charles Townes of the USA.

3. Many of Alexander Solzhenitsyn's works are autobiographical; he was _____ the Nobel Prize in Literature in 1970.

4. Nikolay Semyonov made a great contribution to the study of chemical chain reactions, and in 1956 he _____ the first Russian to gain the Nobel Prize for Chemistry.

5. Russian poet and novelist, Boris Pasternak, is also known for his translations of Shakespeare's tragedies; in 1957 he wrote the novel *Doctor Zhivago*, which was _____ by a Nobel Prize.

3. Являются ли правдивыми данные утверждения?

1. The Nobel Prize is awarded annually.

2. Ilya Mechnikov is the only Russian who has won the Nobel Prize for medicine.

3. Pavlov's work promoted the development of psychology.

4. Pyotr Kapitsa was the only physicist to be awarded the Nobel Prize in 1978.

5. The Nobel Peace Prize has been awarded annually since 1901.

6. Two Russians have been awarded the Nobel Peace Prize.

Контрольные вопросы

1. What do you know about the Nobel Prize?

2. Can you think of any winners? What work did these people win the prize for?

3. How did the discoveries of these scientists affect the development of electronic engineering?

Практическая работа №34

Тема: Известные ученые и их открытия за рубежом.

Цель: развивать навыки распознавания и употребления в речи грамматических и лексических конструкций; расширить словарный запас по теме «Технический прогресс».

Оборудование: раздаточный материал, словари.

Порядок выполнения работы

1. Прочитайте и переведите текст.

British scientists and inventors

Science has been a driving force behind the evolution of the modern world. British scientists have made immense contribution to the different fields including physics and biology.

Isaac Newton is considered by many to be one of the most influential scientists of all time and a key figure in the scientific revolution. He developed the theory of colour, studied the speed of sound and formulated the laws of motion and universal gravitation (published in 1687), which dominated scientific view of the physical universe for the next three centuries.

The main discoveries of Michael Faraday (1791-1867) include those of electromagnetic induction and electrolysis.

Charles Darwin introduced his revolutionary theory of evolution in his book 'On the Origin of Species' published in 1859. It changed the way the world look at the creation of life.

Many English inventors of the present and of the past literally changed our world.

Steam engine constructed by a Scottish inventor and engineer James Watt (1736-1819) was fundamental to the changes brought by the Industrial Revolution in both his native Great Britain and the rest of the world.

The first mechanical computer created by a mathematician and philosopher Charles Babbage (1791-1871) eventually led to more complex designs.

But the computer we know today would not be possible without a pioneering British computer scientist Alan Turing. During the Second World War this mathematician and his team were successful in deciphering the German coding machine 'Enigma'.

If Babbage is considered by some to be a «father of the computer», Turing is widely declared to be the father of theoretical computer science and artificial intelligence.

And the author of undoubtedly one of the most revolutionary inventions of the 20th century - the World Wide Web (WWW), - is another British Computer Scientist Sir Tim Berners-Lee (born in 1955). In 2004, Berners-Lee was knighted by Queen Elizabeth II for his pioneering work.

Some of the discoveries and invention of these scientists have inspired some people to take up science as a career. The list of British scientist and their contribution towards science is a long one and embraces several centuries up to modern days.

2. Найдите в тексте эквиваленты данных слов:

- 1) искусственный разум
- 2) вклад
- 3) господствовать, преобладать
- 4) движущая сила
- 5) в итоге, в конце концов, со временем
- 6) основной, основополагающий
- 7) огромный, необъятный
- 8) промышленная революция
- 9) влиятельный
- 10) ведущая, ключевая фигура
- 11) посвящать в рыцари
- 12) законы движения
- 13) буквально
- 14) новаторский
- 15) виды
- 16) паровой двигатель
- 17) всемирное тяготение
- 18) несомненно, бесспорно

Контрольные вопросы.

1. Name the most famous British Scientists of 17th century, 18th century, 19th century, 20th and 21th century.
2. What important scientific discoveries were made by Isaac Newton?
3. Who discovered electromagnetic induction?
4. What is the name of the book where Charles Darwin described the theory of evolution?
5. How did the invention of steam engine changed the world?
6. Who is considered to be a «the father of a computer» and who is considered to be «the father of AI»?
7. What is Enigma?
8. Why was Tim Berners-Lee knighted?
9. Why did some inventions of British scientists «literary change the world»? Give examples.
10. How did the discoveries of these scientists affect the development of electronic engineering?

37. Информационное обеспечение

Основные источники:

1.Афанасьева, О.В. Английский в фокусе. 10 класс. Учебник. ФГОС ФП / О.В. Афанасьева, Д. Дули, И.В. Михеева. – Москва: Просвещение, 2018. – 248 с. – ISBN: 978-5- 09-068073-8. – Текст: непосредственный.

2. Афанасьева, О.В. Английский в фокусе. 11 класс. Учебник. ФГОС ФП / О.В.Афанасьева, Д.Дули, И.В. Михеева. – Москва: Просвещение, 2018. – 240 с. – ISBN: 978-5-09-019656-7. -Текст: непосредственный.

3. Безкоровая Г.Т., Койранская Е.А., Соколова Н.И., Лаврик Г.В. Planet of English:

электронный учебно-методический комплекс английского языка для учреждений СПО. – М., 2021. – 256с. – ISBN: 978-5-4468-9407-9. - Текст: непосредственный.

3. Биболетова М.З. Английский с удовольствием. 10 класс. Учебник. ФГОС ФП / М.З. Биболетова, Е.Е. Бабушис, Н.Д. Снежко. – Москва: Просвещение, 2020. – 216 с. – ISBN: 978-5-358-20853-7. – Текст: непосредственный.

4. Биболетова М.З. Английский с удовольствием. 11 класс. Учебник. ФГОС ФП / М.З. Биболетова, Е.Е. Бабушис, Н.Д. Снежко. – Москва: Просвещение, 2019. – 216 с. – ISBN: 978-5-358-17772-7. – Текст: непосредственный.

Дополнительные источники:

1. Латина, С. В. Английский язык для строителей (B1–B2) : учебник и практикум для среднего профессионального образования / С. В. Латина. — 3-е изд., испр. и доп. — Москва : Издательство Юрайт, 2022. — 174 с. — (Профессиональное образование). — ISBN 978-5-534-15174-9. — Текст : электронный // Образовательная платформа Юрайт [сайт]. — URL: <https://urait.ru/bcode/491038> (дата обращения: 20.02.2022).

2.Английский язык для академических целей. English for Academic Purposes : учебное пособие для вузов / Т. А. Барановская, А. В. Захарова, Т. Б. Поспелова, Ю. А. Суворова ; под редакцией Т. А. Барановской. — 2-е изд., перераб. и доп. — Москва : Издательство Юрайт, 2022. — 220 с. — (Высшее образование). — ISBN 978-5-534-13839-9. — Текст : электронный // Образовательная платформа Юрайт [сайт]. — URL: <https://urait.ru/bcode/489787> (дата обращения: 19.02.2022).

3.Английский язык для изучающих биотехнологии и общественное питание (A2-B2) : учебное пособие для среднего профессионального образования / Л. В. Антипова [и др.] ; под редакцией Л. В. Антиповой. — 2-е изд., перераб. и доп. — Москва : Издательство Юрайт, 2020. — 217 с. — (Профессиональное образование). — ISBN 978-5-534-12263-3. — Текст : электронный // Образовательная платформа Юрайт [сайт]. — URL: <https://urait.ru/bcode/455142> (дата обращения: 20.02.2022).

4.Чикилева, Л. С. Английский язык в бизнес-информатике. English for Business Informatics (B1-B2) : учебник и практикум для среднего профессионального образования / Л. С. Чикилева, Е. Л. Авдеева, Л. С. Есина. — Москва : Издательство Юрайт, 2020. — 185 с. — (Профессиональное

образование). — ISBN 978-5-534-14043-9. — Текст : электронный // Образовательная платформа Юрайт [сайт]. — URL: <https://urait.ru/bcode/467535> (дата обращения: 20.02.2022).

Электронные издания:

1. Видеоуроки в интернет: [сайт]. – ООО «Мультиурок», 2020 – URL: <http://videouroki.net> (дата обращения: 06.02.2022) – Текст: электронный.

2. Единая коллекция цифровых образовательных ресурсов. - URL: <http://school-collection.edu.ru/> (дата обращения: 08.02.2022). – Текст: электронный.

3. Информационная система «Единое окно доступа к образовательным ресурсам». - URL: <http://window.edu.ru/> (дата обращения: 02.02.2022). – Текст: электронный.

4. Онлайн-словари ABBYY Lingvo. - URL: <http://www.abbyyonline.ru> (дата обращения: 11.02.2022). – Текст: электронный.

5. Онлайн-словари Мультитран». - URL: <http://www.multitrans.ru> (дата обращения: 11.02.2022). – Текст: электронный.

6. Федеральный центр информационно-образовательных ресурсов. - URL: <http://fcior.edu.ru/> (дата обращения: 01.07.2021). - Режим доступа: свободный. – Текст: электронный.